

**NORTHERN CALIFORNIA REGIONAL PUBLIC SAFETY TRAINING AUTHORITY**

JPA Board of Directors - Agenda  
Thursday September 24, 2020– 9:00 am  
Zoom Meeting – details forthcoming

1


---

## **PUBLIC MEETING**

---

- I. Call to Order
- II. Pledge of Allegiance
- III. Public comment on agenda/non-agenda items
  - None scheduled
- IV. Consent Agenda
  - Approve – NCRPSTA Board Meeting Action Summary – July 23, 2020
  - Approve – NCRPSTA Board Meeting Action Summary – August 27, 2020
- V. Presentations
  1. NCRPSTA – Financials for the period ending 08/31/20  
NCRPSTA – Aging Report for the period ending 08/31/2020  
NCRPSTA – Statement of Cash Flows for the period ending 08/31/2020
    - Receive Presentation – Ms. Kelly Rowley
  2. NCRPSTA Facilities Report
    - Receive Presentation – Mr. Jack Stehno
- VI. Action Items
  1. None scheduled
- VII. Executive Directors Report
- VIII. Board Member Questions and Comments
- IX. Future Agenda Items
  - Solar Project – Postponed indefinitely
- X. Meeting Schedule (*color copies will be available at the meeting and in the JPA Business Office*)
  - NCRPSTA Inter-Agency Planning Team –September 28<sup>th</sup>, October 12<sup>th</sup>
  - NCRPSTA Board of Directors – October 22, 2020
- XI. Adjournment

Posted September 21, 2020 – 09:00 am

  
\_\_\_\_\_  
Kelly Rowley, Clerk of the Board

## ***NORTHERN CALIFORNIA REGIONAL PUBLIC SAFETY TRAINING AUTHORITY***

Action Summary - JPA Board of Directors  
**Thursday July 23, 2020 – 9:00 am**  
*Zoom Meeting*

**Call to Order:** 09:01 am

**Roll Call:** Dr. Thomas Greene (LRCCD/ARC), Deputy Chief Dave Risley (SPD), Assistant Chief Scott Williams (SFD), Mr. Stephen Quinn, Executive Director

**Pledge of Allegiance:**

**Public Comment:** None received

**Consent Agenda**

- Approve – NCRPSTA Board Meeting Action Summary – May 28, 2020
- Receive – NCRPSTA Board Meeting Summary – June 25, 2020
- Receive – SPD correspondence appointing Deputy Chief Dave Risley as the primary board representative, and Captain Robert McCloskey as the alternate.

A motion to approve the consent agenda was made by Deputy Chief Risley, seconded by Assistant Chief Scott Williams, all in favor, motion passes.

**Presentations/Discussion:**

NCRPSTA Financial Report

- Board Members were provided financial reports for the period ending 06/30/2020.

NCRPSTA Facilities Report

- We have been experiencing AC issues in MOD H – repaired the blower motor
- In B686 there was a refrigerant leak in the main AC Unit
- Track – we will be getting a new entry gate.
- Range – SSD work crew came out and did yard work, clearing weeds and debris behind the ranges.
- Room 139 will be getting new carpet in September. The carpet in this room was previously patched and is now in need of replacement.

**Action Items:**

None scheduled

**Executive Director's Report/Training Report:**

- Academies – SPD – 64 recruits.
- ICI Courses – Homicide had 19 registered, 17 showed for the class. POST has lowered their minimum on the ICI courses from 16 to 13.

## **NORTHERN CALIFORNIA REGIONAL PUBLIC SAFETY TRAINING AUTHORITY**

Action Summary - JPA Board of Directors  
 Thursday July 23, 2020 – 9:00 am  
 Zoom Meeting


- All ICI Courses will be in room 139 which will allow for social distancing
- CSO Academy is going on in MOD A
- SFD to begin a non-affiliate Fire Academy, date TBA
- We have been asked by POST to travel a Principled Policing Course to Fort Bragg on August 24<sup>th</sup>, this is a one day course. We also have a 3 day Train the Trainer course. With the current environment, the demand for this course is high.
- County Lease – working on a listing of expenditures and improvements to the campus, which is a key piece to formulating the long term lease.
- We currently have 56 weeks of ICI Courses scheduled here at the facility, this will generate facility use fees for the Training Authority.
  - Chief Risley – Has there been any resistance to the mitigations that have been put in place?
  - Quinn – Everyone seems to abide by the policy and there have been no issues.
- Audit – The auditors will be out on September 8<sup>th</sup> and 9<sup>th</sup> to complete their fieldwork. We do not anticipate any issues.
- SWAT Team Leader was audited by POST, a contractor and the lead instructor will assist in bringing the course up to POST standards.

### **Board Member Questions and Comments:**

- Dr. Greene – With regards to others coming in the building.
  - What kind of exposure do we have?
  - What are the potential implications?
  - Quinn – We will look into this with our insurance carrier, and report back at the next meeting.
  - Risley – there has been no additional direction from the City
    - We are working with Labor unions.
    - General direction is to comply with CDC Guidelines.
    - Non-affiliates are asked to sign liability waivers
  - Quinn – We do have waivers, which we could ask all student to sign.

**Meeting Adjourned:** 09:32 am

Attested to:

  
 Kelly Rowley, Clerk of the Board

## ***NORTHERN CALIFORNIA REGIONAL PUBLIC SAFETY TRAINING AUTHORITY***

Action Summary - JPA Board of Directors  
 Thursday August 27, 2020 – 9:00 am  
 Zoom Meeting

### **INFORMATIONAL ONLY – NO QUORUM**

**Call to Order:** 09:01 am

**Roll Call:** Dr. Thomas Greene (LRCCD/ARC), Deputy Chief Dave Risley (SPD), Mr. Stephen Quinn, Executive Director

**Pledge of Allegiance:**

**Public Comment:** None received

#### **Consent Agenda**

- No quorum

#### **Presentations/Discussion:**

NCRPSTA Financial Report

- Board Members were provided financial reports for the period ending 07/31/2020.

NCRPSTA Facilities Report

- August 11<sup>th</sup> we will be having new carpeting installed in room 139, previously it was just patched when the wall came down.
- Main AC unit for HVAC – compressors were failing, they have been repaired and are working at 100% capacity
- Live Fire Shoot House – Several repairs were noted by the Basic SWAT instructors – all repairs have been made.

#### **Action Items:**

None scheduled

#### **Executive Director's Report/Training Report:**

- Academies – SPD – 64 recruits, Los Rios begins in September, SFD has started a non-affiliate Academy in partnership with Los Rios/American River College.
- We just completed a SWAT Team Leader course, this course was audited by POST and recommendations were made to incorporate “adult learning” concepts.
- ICI Courses – Currently we have a Core course in week 2, and we will begin a Sexual Assault course on Monday.
- Principled Policing course for Ft. Bragg, and been cancelled and rescheduled to October.
- Last meeting Dr. Greene questioned the Liability to the Authority due to the COVID-19 virus. Essentially, based on feedback from our insurance company, a claimant would have to prove that the authority was neglectful in our obligation to protect students and staff.

## ***NORTHERN CALIFORNIA REGIONAL PUBLIC SAFETY TRAINING AUTHORITY***

---

Action Summary - JPA Board of Directors  
Thursday August 27, 2020 – 9:00 am  
Zoom Meeting

---


- We will be having a meeting with our Janitorial Company regarding the additional cleaning.
  - In addition to the regular cleaning, custodial staff are wiping down high touch areas, in addition the common classrooms and areas are being fogged on Sunday's.
- ICI classroom has additional plexi-glass barriers.
- Accounts Payable position has been filled, seems to be a good fit.
- Audit is underway – they plan on completing their field work in September, for a November presentation to the Board.
- We received a PRA –Thanks to Los Rios for the much appreciated guidance.
- CD Investment rates are dismal, we have chosen to just invest in a 6 month CD in the hopes that rates will improve.
- No CHP ICI Contract for FY 2020-2021, we will be allowing “slots” in the upcoming ICI Courses.
- My evaluation for FY 2019-2020 was completed, thank you.

### **Board Member Questions and Comments:**

- None Received

**Meeting Adjourned:** 09:26 am

Attested to:



Kelly Rowley, Clerk of the Board

Revenues	As of 08/31/19			BUDGET			VARIANCE			As of 08/31/20			BUDGET			VARIANCE				
	(A)	(B)	(C)	(A)	(B)	(C)	(D)	(E)	(F)	(D)	(E)	(F)	(D)	(E)	(F)	(D)	(E)	(F)		
1 CONTRIBUTIONS, GIFTS, GRANTS	\$ 173,045.04	\$ 692,180.10	\$ 519,135.06	25.00%	\$ 173,045.04	\$ 692,180.10	\$ 519,135.06	25.00%	\$ 173,045.04	\$ 692,180.10	\$ 519,135.06	25.00%	\$ 173,045.04	\$ 692,180.10	\$ 519,135.06	25.00%	\$ 173,045.04	\$ 692,180.10	\$ 519,135.06	25.00%
3 CONTRIBUTIONS - IN-KIND LOS RIOS		67,100.00	67,100.00	0.00%		67,100.00	67,100.00	0.00%		67,100.00	67,100.00	0.00%		67,100.00	67,100.00	0.00%		67,100.00	67,100.00	0.00%
5 RENTS, LEASES	24,301.25	132,000.00	107,698.75	18.41%	24,301.25	132,000.00	107,698.75	18.41%	13,537.53	140,000.00	126,462.47	9.67%	13,537.53	140,000.00	126,462.47	9.67%	13,537.53	140,000.00	126,462.47	9.67%
6 INTEREST, INVESTMENTS	2,157.65		(2,157.65)		2,157.65		(2,157.65)		1,275.99		(1,275.99)		1,275.99		(1,275.99)		1,275.99		(1,275.99)	
7 OTHER GOVT REVENUE	38,309.25	76,000.00	37,690.75	50.41%	38,309.25	76,000.00	37,690.75	50.41%	57,125.00	75,000.00	17,875.00	76.17%	57,125.00	75,000.00	17,875.00	76.17%	57,125.00	75,000.00	17,875.00	76.17%
8 ICI CONTRACT COURSE REVENUE	448.22	939,588.00	939,588.00		448.22	939,588.00	939,588.00		5,330.00	1,098,630.15	1,093,300.15	0.49%	5,330.00	1,098,630.15	1,093,300.15	0.49%	5,330.00	1,098,630.15	1,093,300.15	0.49%
9 OTHER LOCAL REVENUE		18,100.00	17,651.78	2.48%		18,100.00	17,651.78	2.48%	2,736.24	18,100.00	15,363.76	15.12%	2,736.24	18,100.00	15,363.76	15.12%	2,736.24	18,100.00	15,363.76	15.12%
10 Total Revenues	\$ 238,261.41	\$ 1,924,968.10	\$ 1,686,706.69	12.38%	\$ 238,261.41	\$ 1,924,968.10	\$ 1,686,706.69	12.38%	\$ 253,049.80	\$ 2,091,010.25	\$ 1,837,960.45	12.10%	\$ 253,049.80	\$ 2,091,010.25	\$ 1,837,960.45	12.10%	\$ 253,049.80	\$ 2,091,010.25	\$ 1,837,960.45	12.10%
10a Contributions from Reserves		\$ 143,722.08				\$ 143,722.08														
10b REVISED TOTAL		\$ 2,068,690.18				\$ 2,068,690.18														

Expenses	As of 08/31/19			BUDGET			VARIANCE			As of 08/31/20			BUDGET			VARIANCE				
	(A)	(B)	(C)	(A)	(B)	(C)	(D)	(E)	(F)	(D)	(E)	(F)	(D)	(E)	(F)	(D)	(E)	(F)		
11 REGULAR SALARIES	\$ 48,483.42	\$ 341,841.33	\$ 293,357.91	14.18%	\$ 48,483.42	\$ 341,841.33	\$ 293,357.91	14.18%	\$ 48,204.78	\$ 349,935.12	\$ 301,730.34	13.78%	\$ 48,204.78	\$ 349,935.12	\$ 301,730.34	13.78%	\$ 48,204.78	\$ 349,935.12	\$ 301,730.34	13.78%
12 IN-KIND SALARIES/BENEFITS		67,100.00								67,100.00				67,100.00					67,100.00	
13 WORKER'S COMPENSATION	10,149.56	10,149.56	0.00	100.00%	10,149.56	10,149.56	0.00	100.00%	12,214.19	12,214.19			12,214.19	12,214.19				12,214.19	12,214.19	
14 ALLOCATED BENEFITS	3,460.73	42,000.00	38,539.27	8.24%	3,460.73	42,000.00	38,539.27	8.24%	3,587.08	42,000.00	38,412.92	8.54%	3,587.08	42,000.00	38,412.92	8.54%	3,587.08	42,000.00	38,412.92	8.54%
15 INSTRUCTIONAL MEDIAMATERIALS	3,112.33	10,209.20			3,112.33	10,209.20			7,590.59	93,256.55	85,665.96	8.14%	7,590.59	93,256.55	85,665.96	8.14%	7,590.59	93,256.55	85,665.96	8.14%
16 INSTRUCTIONAL - PRINTING	2,391.21	6,824.92	4,433.71	35.04%	2,391.21	6,824.92	4,433.71	35.04%	2,324.93	4,000.00	1,675.07	58.12%	2,324.93	4,000.00	1,675.07	58.12%	2,324.93	4,000.00	1,675.07	58.12%
17 INSTRUCTIONAL - BOOKS	62,891.97	59,149.28			62,891.97	59,149.28			27,752.48		(27,752.48)		27,752.48		(27,752.48)		27,752.48		(27,752.48)	
18 NON-INSTRUCTIONAL SUPPLIES	13,232.06	37,000.00	23,767.94	35.76%	13,232.06	37,000.00	23,767.94	35.76%	6,788.53	39,000.00	32,211.47	17.41%	6,788.53	39,000.00	32,211.47	17.41%	6,788.53	39,000.00	32,211.47	17.41%
19 NON-INSTRUCTIONAL PRINTING	35.60	5,000.00	4,964.40	0.71%	35.60	5,000.00	4,964.40	0.71%	101.66	1,000.00	898.34	10.17%	101.66	1,000.00	898.34	10.17%	101.66	1,000.00	898.34	10.17%
20 TOOLS	1,249.25	9,500.00	8,250.75	13.15%	1,249.25	9,500.00	8,250.75	13.15%	216.73	12,000.00	11,783.27	1.81%	216.73	12,000.00	11,783.27	1.81%	216.73	12,000.00	11,783.27	1.81%
21 CONTRACTS - PERSONAL SERVICES	110,025.80	568,261.00	458,235.20	19.36%	110,025.80	568,261.00	458,235.20	19.36%	119,785.50	632,880.00	513,094.50	18.93%	119,785.50	632,880.00	513,094.50	18.93%	119,785.50	632,880.00	513,094.50	18.93%
22 TRAVEL AND CONFERENCE	6,804.68	74,442.00	67,637.32	9.14%	6,804.68	74,442.00	67,637.32	9.14%	6,965.48	85,751.80	78,786.32	8.12%	6,965.48	85,751.80	78,786.32	8.12%	6,965.48	85,751.80	78,786.32	8.12%
23 DUES & MEMBERSHIPS		1,500.00	1,500.00	0.00%		1,500.00	1,500.00	0.00%		2,000.00	2,000.00	0.00%		2,000.00	2,000.00	0.00%		2,000.00	2,000.00	0.00%
24 INSURANCE	44,172.44	47,938.89	3,766.45	92.14%	44,172.44	47,938.89	3,766.45	92.14%	59,309.46	59,382.70	73.24	99.88%	59,309.46	59,382.70	73.24	99.88%	59,309.46	59,382.70	73.24	99.88%
25 UTILITIES AND HOUSKEEPING SVCS	190.92	53,300.00	53,109.08	0.36%	190.92	53,300.00	53,109.08	0.36%	225.40	53,300.00	53,074.60	0.42%	225.40	53,300.00	53,074.60	0.42%	225.40	53,300.00	53,074.60	0.42%
26 ELECTRIC	13,067.25	120,000.00	106,932.75	10.89%	13,067.25	120,000.00	106,932.75	10.89%	13,935.12	120,000.00	106,064.88	11.61%	13,935.12	120,000.00	106,064.88	11.61%	13,935.12	120,000.00	106,064.88	11.61%
27 GAS	1,090.96	40,000.00	38,909.04	2.73%	1,090.96	40,000.00	38,909.04	2.73%	1,147.00	40,000.00	38,853.00	2.87%	1,147.00	40,000.00	38,853.00	2.87%	1,147.00	40,000.00	38,853.00	2.87%
28 SEWER	1,518.00	17,000.00	15,482.00	8.93%	1,518.00	17,000.00	15,482.00	8.93%	1,518.00	10,000.00	8,482.00	15.18%	1,518.00	10,000.00	8,482.00	15.18%	1,518.00	10,000.00	8,482.00	15.18%
29 TRASH	636.56	4,000.00	3,363.44	15.91%	636.56	4,000.00	3,363.44	15.91%	641.06	4,000.00	3,358.94	16.03%	641.06	4,000.00	3,358.94	16.03%	641.06	4,000.00	3,358.94	16.03%
30 PEST CONTROL	300.00	2,000.00	1,700.00	15.00%	300.00	2,000.00	1,700.00	15.00%	300.00	2,000.00	1,700.00	15.00%	300.00	2,000.00	1,700.00	15.00%	300.00	2,000.00	1,700.00	15.00%
31 JANITORIAL SERVICES	6,994.00	45,000.00	38,006.00	15.54%	6,994.00	45,000.00	38,006.00	15.54%	9,824.00	50,000.00	40,176.00	19.65%	9,824.00	50,000.00	40,176.00	19.65%	9,824.00	50,000.00	40,176.00	19.65%
32 ALARM MONITORING	510.00	2,500.00	1,990.00	20.40%	510.00	2,500.00	1,990.00	20.40%	510.00	2,500.00	1,990.00	20.40%	510.00	2,500.00	1,990.00	20.40%	510.00	2,500.00	1,990.00	20.40%
33 WATER	4,773.30	30,000.00	25,226.70	15.91%	4,773.30	30,000.00	25,226.70	15.91%	5,350.12	30,000.00	24,649.88	17.83%	5,350.12	30,000.00	24,649.88	17.83%	5,350.12	30,000.00	24,649.88	17.83%
34 LANDSCAPING SERVICES	4,181.74	28,000.00	23,818.26	14.93%	4,181.74	28,000.00	23,818.26	14.93%	4,181.74	28,000.00	23,818.26	14.93%	4,181.74	28,000.00	23,818.26	14.93%	4,181.74	28,000.00	23,818.26	14.93%
35 REPAIRS	2,491.53	76,000.00	73,508.47	3.28%	2,491.53	76,000.00	73,508.47	3.28%	1,962.89	76,000.00	74,037.11	2.58%	1,962.89	76,000.00	74,037.11	2.58%	1,962.89	76,000.00	74,037.11	2.58%
36 RENTS AND LEASES	8,572.98	90,899.00	82,326.02	9.43%	8,572.98	90,899.00	82,326.02	9.43%	156.50	118,144.50	117,988.00	0.13%	156.50	118,144.50	117,988.00	0.13%	156.50	118,144.50	117,988.00	0.13%
37 AUDITS		14,000.00	14,000.00	0.00%		14,000.00	14,000.00	0.00%	4,400.00	14,500.00	10,100.00	30.34%	4,400.00	14,500.00	10,100.00	30.34%	4,400.00	14,500.00	10,100.00	30.34%
38 POSTAGE	192.67	1,075.00	882.33	17.92%	192.67	1,075.00	882.33	17.92%	304.25	1,175.00	870.75	25.89%	304.25	1,175.00	870.75	25.89%	304.25	1,175.00	870.75	25.89%
39 OTHER OPERATIONAL EXPENSES	2,179.06	14,000.00	11,820.94	15.56%	2,179.06	14,000.00	11,820.94	15.56%	1,796.73	15,050.00	13,253.27	11.94%	1,796.73	15,050.00	13,253.27	11.94%	1,796.73	15,050.00	13,253.27	11.94%
40 LEASEHOLD IMPROVEMENTS		250,000.00	250,000.00	0.00%		250,000.00	250,000.00	0.00%		125,820.39	125,820.39	0.00%		125,820.39	125,820.39	0.00%		125,820.39	125,820.39	0.00%
40a CAPITALIZED EQUIPMENT																				
40a TO BE ALLOCATED																				
41 Total Expenses	\$ 352,708.02	\$ 2,068,690.18	\$ 1,645,527.98	17.05%	\$ 352,708.02	\$ 2,068,690.18	\$ 1,645,527.98	17.05%	\$ 341,094.22	\$ 2,091,010.25	\$ 1,749,916.03	16.31%	\$ 341,094.22	\$ 2,091,010.25	\$ 1,749,916.03	16.31%	\$ 341,094.22	\$ 2,091,010.25	\$ 1,749,916.03	16.31%



**No Calif Regional Public Safety Training**  
Statement of Activities (YTD) (Columnar, Landscape)

As of 8/31/2020

	MEMBER AGENCY CONTRIBUTI	FACILITY USE FEES	MISC - NON GOV'T REVENUE	ICI - INDIRECT FEES	Total
<b>Revenues</b>					
CONTRIBUTIONS, GIFTS, GRANTS	\$173,045.04				\$173,045.04
RENTS, LEASES		\$13,537.53			13,537.53
INTEREST, INVESTMENTS			\$1,275.99		1,275.99
OTHER GOV'T REVENUE			800.00	\$80.00	880.00
OTHER LOCAL REVENUE			2,736.24		2,736.24
Total Revenues	<u>\$173,045.04</u>	<u>\$13,537.53</u>	<u>\$4,812.23</u>	<u>\$80.00</u>	<u>\$191,474.80</u>
<b>Expenses</b>					
REGULAR SALARIES	\$48,204.78				\$48,204.78
WORKER'S COMPENSATION	12,214.19				12,214.19
ALLOCATED BENEFITS	3,587.08				3,587.08
NON-INSTRUCTIONAL SUPPLIES	3,945.48				3,945.48
NON-INSTRUCTIONAL PRINTING	101.66				101.66
TOOLS	216.73				216.73
CONTRACTS - PERSONAL SERVICES	500.00				500.00
INSURANCE	59,309.46				59,309.46
UTILITIES AND HOUSEKEEPING SVCS	225.40				225.40
ELECTRIC	13,935.12				13,935.12
GAS	1,147.00				1,147.00
SEWER	1,518.00				1,518.00
TRASH	641.06				641.06
PEST CONTROL	300.00				300.00
JANITORIAL SERVICES	9,824.00				9,824.00
ALARM MONITORING	510.00				510.00
WATER	5,350.12				5,350.12
LANDSCAPING SVCS	4,181.74				4,181.74
REPAIRS	1,962.89				1,962.89
RENTS AND LEASES	156.50				156.50
AUDIT SERVICES	4,400.00				4,400.00
POSTAGE	15.50				15.50
OTHER OPERATIONAL EXPENSES	1,796.73				1,796.73
Total Expenses	<u>\$174,043.44</u>	<u>\$0.00</u>	<u>\$0.00</u>	<u>\$0.00</u>	<u>\$174,043.44</u>



**No Calif Regional Public Safety Training  
Statement of Activities (YTD) (Columnar, Landscape)**

As of 8/31/2020

	<b>BASIC SWAT 7/13- 24/2020</b>	<b>SWAT TEAM LEADER 8/24- 28/2020</b>	<b>Principled Policing 9/8/2020</b>	<b>Principled Policing T4T 9/14-16/2020</b>	<b>Principled Policing 9/29/2020</b>	<b>BASIC SWAT 10/5-16/2020</b>
<b><u>Revenues</u></b>						
OTHER GOV'T REVENUE	\$28,050.00	\$7,875.00				\$20,400.00
Total Revenues	<u>\$28,050.00</u>	<u>\$7,875.00</u>	\$0.00	\$0.00	\$0.00	<u>\$20,400.00</u>
<b><u>Expenses</u></b>						
INSTRUCTIONAL - MEDIA/MATERIAL	\$508.67					\$490.62
INSTRUCTIONAL - PRINTING		\$424.67				
CONTRACTS - PERSONAL SERVICES	12,384.00	4,560.00				
Total Expenses	<u>\$12,892.67</u>	<u>\$4,984.67</u>	\$0.00	\$0.00	\$0.00	<u>\$490.62</u>
<b>Revenue over Expenditures</b>	<b>\$15,157.33</b>	<b>\$2,890.33</b>				
<b>Percentage</b>	<b>54%</b>	<b>63%</b>				

**No Calif Regional Public Safety Training  
Statement of Activities (YTD) (Columnar, Landscape)**

As of 8/31/2020

	<b>Principled Policing October 2020</b>	<b>TSO Course 10/28/2020</b>	<b>Basic SWAT 5/3- 14/2020</b>	<b>POST UOF Contract</b>	<b>POST EVOC Contract</b>
<b><u>Revenues</u></b>					
Total Revenues	\$0.00	\$0.00	\$0.00	\$0.00	\$0.00
<b><u>Expenses</u></b>					
CONTRACTS - PERSONAL SERVICES				\$400.00	\$7,332.00
Total Expenses	\$0.00	\$0.00	\$0.00	\$400.00	\$7,332.00

**No Calif Regional Public Safety Training**  
Statement of Activities (YTD) (Columnar, Landscape)

As of 8/31/2020

	ICI - TO BE ALLOCATED	ICI HOMICIDE 7/6-17/2020	ICI OIS 7/20- 24/2020	ICI CORE 7/27-8/7/2020	OIS 8/10- 14/2020	ICI CORE 8/17- 28/2020
--	--------------------------	-----------------------------	--------------------------	---------------------------	----------------------	---------------------------

**Revenues**

OTHER GOV'T REVENUE		\$5,250.00				
Total Revenues	\$0.00	\$5,250.00	\$0.00	\$0.00	\$0.00	\$0.00

**Expenses**

INSTRUCTIONAL - MEDIA/MATERIAL	\$4,149.28	\$172.27	\$111.24	\$361.83		\$361.83
INSTRUCTIONAL - PRINTING		413.19		588.37		898.70
INSTRUCTIONAL - BOOKS	2,779.41	1,567.20	600.00	2,883.04		2,883.04
NON-INSTRUCTIONAL SUPPLIES	262.49	291.83	50.81	266.80		266.79
CONTRACTS - PERSONAL SERVICES		22,819.50	12,570.00	23,520.00	\$12,480.00	23,220.00
TRAVEL AND CONFERENCE		1,461.44	1,366.43	1,318.21	1,344.53	1,474.87
POSTAGE	227.70	18.70	4.40	15.95	4.95	17.05
Total Expenses	\$7,418.88	\$26,744.13	\$14,702.88	\$28,954.20	\$13,829.48	\$29,122.28

**No Calif Regional Public Safety Training  
Statement of Activities (YTD) (Columnar, Landscape)**

As of 8/31/2020

	ICI SA 8/31- 9/4/2020	ICI CORE 9/14-25/2020	ICI SA 9/28- 10/2/2020	CA 10/5- 9/2020	ICI CORE 10/5- 16/2020	ICI OIS 10/12- 16/2020
<b><u>venues</u></b>						
Total Revenues	\$0.00	\$0.00	\$0.00	\$0.00	\$0.00	\$0.00
<b><u>expenses</u></b>						
INSTRUCTIONAL - MEDIA/MATERIAL	\$111.25	\$361.82	\$111.24			\$111.24
INSTRUCTIONAL - BOOKS	2,213.79	2,883.03	2,213.79			600.00
NON-INSTRUCTIONAL SUPPLIES	47.74	266.80	143.83			178.88
Total Expenses	\$2,372.78	\$3,511.65	\$2,468.86	\$0.00	\$0.00	\$890.12

No Calif Regional Public Safety Training  
Statement of Activities (YTD) (Columnar, Landscape)

As of 8/31/2020

	ICI HOM 10/19- 30/2020	ICI OIS 11/2- 6/2020	ICI OIS 11/9- 13/2020	ICI CORE 11/9- 20/2020	ICI OIS 11/30- 12/4/2020	ICI SA 11/30- 12/4/2020
<b>Revenues</b>						
Total Revenues	\$0.00	\$0.00	\$0.00	\$0.00	\$0.00	\$0.00
<b>Expenses</b>						
INSTRUCTIONAL - MEDIA/MATERIAL	\$172.27					\$111.24
INSTRUCTIONAL - BOOKS	1,567.22					2,213.79
NON-INSTRUCTIONAL SUPPLIES	291.82					143.83
Total Expenses	\$2,031.31	\$0.00	\$0.00	\$0.00	\$0.00	\$2,468.86

No Calif Regional Public Safety Training  
Statement of Activities (YTD) (Columnar, Landscape)

As of 8/31/2020

	ICI HOM 12/7- 18/2020	ICI SA 1/4- 8/2021	ICI CORE 1/4- 15/2021	ICI CORE 1/18- 29/2021	ICI HOM 2/15- 26/2021	ICI CORE 3/1- 12/2021
<b>venues</b>						
Total Revenues	\$0.00	\$0.00	\$0.00	\$0.00	\$0.00	\$0.00
<b>xpenses</b>						
INSTRUCTIONAL - MEDIA/MATERIAL	\$172.28	\$111.24			\$172.27	
INSTRUCTIONAL - BOOKS	1,567.20	2,213.75			1,567.22	
NON-INSTRUCTIONAL SUPPLIES	291.85	47.75			291.83	
Total Expenses	\$2,031.33	\$2,372.74	\$0.00	\$0.00	\$2,031.32	\$0.00







**No Calif Regional Public Safety Training**  
**Statement of Activities (YTD) (Columnar, Landscape)**

As of 8/31/2020

	ICI SA 6/7- 11/2021	ICI HOM 6/14- 25/2021
<b><u>Revenues</u></b>		
Total Revenues	\$0.00	\$0.00
<b><u>Expenses</u></b>		
Total Expenses	\$0.00	\$0.00
<b>Change In Net Assets</b>	\$0.00	\$0.00
<b>Net Assets At Beginning Of Year</b>	\$0.00	\$0.00
<b>Net Assets At End Of Year</b>	\$0.00	\$0.00

No Calif Regional Public Safety Training

Statement of Cash Flows Worksheet

For the period ended 8/31/2020

	<u>Year to Date</u>
<b><u>Cash Flows from Operating Activities</u></b>	
Change in net assets	(\$88,044.42)
<b><u>Adjustments</u></b>	
<u>(To convert net assets to cash basis)</u>	
Increase in Current Year Receivables	(\$147,530.11)
Decrease in Accounts Receivable-Prior Year	\$6,874.99
Decrease in Prepaid Expenses	\$98,122.06
Increase in Accounts Payable Module-Vendor	\$4,469.42
Decrease in Accounts Payable-Prior Year	(\$37,981.07)
Decrease in DEFERRED REVENUE	(\$22,800.00)
<b>Total Adjustments</b>	<b>(\$98,844.71)</b>
<b>Net Cash used by Operating activities</b>	<b>(\$186,889.13)</b>
<b><u>Cash Flows from Investing Activities</u></b>	
<b>Net Cash Used by Investing Activities</b>	<b>\$0.00</b>
<b><u>Net Increase (Decrease) in Cash</u></b>	<b>(\$186,889.13)</b>
<b><u>Cash and Cash Equivalents at Beginning of Period</u></b>	<b>\$1,691,975.02</b>
<b><u>Cash and Cash Equivalents at End of Period</u></b>	<b>\$1,505,085.89</b>

CASH IN BANK	\$	957,362.06
CASH IN UBS BANK	\$	9,886.70
UBS INVESTMENT ACCOUNT	\$	537,837.13
	\$	<u>1,505,085.89</u>

Customer Ledger Aging By Due Date ( Summary )

Report Date: 08/31/2020

Cust ID	Name	Days Past Due							Balance
		Current	1 - 30	31 - 60	61 - 90	91 - 120	121 +		
		08/31 - After	08/01 - 08/30	07/02 - 07/31	06/02 - 07/01	05/03 - 06/01	Prior - 05/02		
ABC001	Dept. of Alcohol	\$940.64	\$0.00	\$0.00	\$0.00	\$0.00	\$0.00	\$940.64	
BCSO01	Butte County Sheriff's Office	\$0.00	\$0.00	\$2,550.00	\$0.00	\$0.00	\$0.00	\$2,550.00	
BPD001	Berkeley Police Department	\$0.00	\$0.00	\$562.50	\$0.00	\$0.00	\$0.00	\$562.50	
CCSD01	Calaveras County Sheriff's	\$2,550.00	\$0.00	\$0.00	\$0.00	\$0.00	\$0.00	\$2,550.00	
CDCR04	CDCR - DAPO - CPAT	\$0.00	\$2,100.00	\$0.00	\$0.00	\$0.00	\$0.00	\$2,100.00	
CDHCS1	DEPT OF HEALTH CARE	\$3,750.00	\$0.00	\$0.00	\$0.00	\$0.00	\$0.00	\$3,750.00	
CHP001	CALIFORNIA HIGHWAY	\$0.00	\$0.00	\$0.00	\$0.00	\$0.00	\$600.00	\$7,500.00	
CHPICi	California Highway Patrol	\$0.00	\$0.00	\$21,502.82	\$0.00	\$0.00	\$0.00	\$21,502.82	
CLOT01	California Lottery	\$0.00	\$0.00	\$0.00	\$575.00	\$0.00	\$0.00	\$575.00	
CONPD001	CONCORD POLICE	\$0.00	\$850.00	\$0.00	\$0.00	\$0.00	\$0.00	\$850.00	
COS006	County of Sacramento - Probati	\$0.00	\$0.00	\$0.00	\$0.00	\$0.00	\$4,200.00	\$4,200.00	
DCA001	DEPARTMENT OF	\$403.14	\$1,337.50	\$375.00	\$0.00	\$0.00	\$0.00	\$2,115.64	
DEA001	DEA - SAN FRANCISCO DIV	\$250.00	\$0.00	\$400.00	\$0.00	\$0.00	\$0.00	\$650.00	
DFG001	CA Dept Fish & Wildlife	\$700.00	\$0.00	\$0.00	\$0.00	\$0.00	\$0.00	\$700.00	
DMC001	DEPARTMENT OF MOTOR	\$937.50	\$0.00	\$0.00	\$0.00	\$0.00	\$0.00	\$937.50	
DOJ002	Department of Justice	\$600.00	\$0.00	\$375.00	\$600.00	\$0.00	\$712.50	\$2,287.50	
DOJ005	Department of Justice	\$0.00	\$500.00	\$0.00	\$0.00	\$0.00	\$0.00	\$500.00	
DTSC01	DEPT OF TOXIC SUB.	\$0.00	\$0.00	\$0.00	\$0.00	\$0.00	\$562.50	\$562.50	
EGPD001	Elk Grove Police Department	\$850.00	\$0.00	\$0.00	\$0.00	\$0.00	\$0.00	\$850.00	
GPD001	Galt Police Department	\$850.00	\$0.00	\$0.00	\$0.00	\$0.00	\$0.00	\$850.00	
ICE001	DHS/ICE/ERO	\$700.00	\$0.00	\$0.00	\$0.00	\$0.00	\$0.00	\$700.00	
IRS001	INTERNAL REVENUE	\$750.00	\$0.00	\$0.00	\$0.00	\$0.00	\$0.00	\$750.00	
LCS001	Lassen CO Sheriff	\$2,550.00	\$0.00	\$0.00	\$0.00	\$0.00	\$0.00	\$2,550.00	
LRC001	LRCDD	\$56,431.68	\$0.00	\$0.00	\$0.00	\$0.00	\$0.00	\$56,431.68	
NAPAPD1	NAPA POLICE DEPARTMENT	\$1,700.00	\$500.00	\$0.00	\$0.00	\$0.00	\$0.00	\$2,200.00	
NCS001	Nevada CO Sheriff's Office	\$0.00	\$375.00	\$0.00	\$0.00	\$0.00	\$0.00	\$375.00	
POST01	COMMISSION ON P.O.S.T.	\$880.00	\$0.00	\$0.00	\$0.00	\$0.00	\$0.00	\$880.00	
PPD003	Porterville Police Department	\$475.00	\$0.00	\$0.00	\$0.00	\$0.00	\$0.00	\$475.00	
PT0001	Pinnacle Tactical	\$1,050.00	\$0.00	\$0.00	\$0.00	\$0.00	\$0.00	\$1,050.00	
RPD001	Roseville Police Department	\$1,700.00	\$0.00	\$0.00	\$0.00	\$0.00	\$0.00	\$1,700.00	
RPD002	REDDING POLICE	\$1,700.00	\$0.00	\$0.00	\$0.00	\$0.00	\$0.00	\$1,700.00	
RPD003	Rocklin Police Department	\$1,700.00	\$0.00	\$0.00	\$0.00	\$0.00	\$0.00	\$1,700.00	
SAC001	CITY OF SACRAMENTO	\$56,431.68	\$0.00	\$0.00	\$0.00	\$0.00	\$0.00	\$56,431.68	
SAC002	City of Sacramento - SFD	\$56,431.68	\$0.00	\$0.00	\$0.00	\$0.00	\$0.00	\$56,431.68	
SCS001	Solano County Sheriff Office	\$850.00	\$0.00	\$0.00	\$0.00	\$0.00	\$0.00	\$850.00	
SCSD002	Stanislaus Co Sheriff Dept	\$850.00	\$0.00	\$0.00	\$0.00	\$0.00	\$0.00	\$850.00	
TRPD01	TWIN RIVERS USD	\$0.00	\$287.50	\$0.00	\$0.00	\$0.00	\$0.00	\$287.50	
UPPD01	Union Pacific PD	\$0.00	\$0.00	\$0.00	\$0.00	\$0.00	\$0.00	\$0.00	
USCG01	US Coast Guard	\$4,200.00	\$0.00	\$0.00	\$0.00	\$0.00	\$1,625.00	\$1,625.00	
USFS03	US FOREST SERVICE	\$0.00	\$0.00	\$0.00	\$0.00	\$0.00	\$0.00	\$0.00	
VPD002	Vallejo Police Department	\$1,700.00	\$0.00	\$1,700.00	\$0.00	\$0.00	\$0.00	\$287.50	

TOTALS:	\$201,931.32	\$6,237.50	\$27,465.32	\$1,175.00	\$2,250.00	\$9,200.00	\$248,259.14
---------	--------------	------------	-------------	------------	------------	------------	--------------