

**NORTHERN CALIFORNIA REGIONAL PUBLIC SAFETY TRAINING AUTHORITY**

JPA Board of Directors - Agenda  
Thursday May 27, 2021- 9:00 am  
Zoom Meeting – details forthcoming

---

**PUBLIC MEETING**

---

I. Call to Order

II. Pledge of Allegiance

III. Public comment on agenda/non-agenda items

None scheduled

IV. Consent Agenda

- Approve – NCRPSTA Board Meeting Action Summary – March 25, 2021
- Approve – Updated Facility Use Fee Schedule – *added Traffic Scenario Area.*
- Approve – NCRPSTA Meeting Summary (no quorum) – April 22, 2021
- Receive – LRCCD Correspondence appointing Melanie Dixon as the primary board representative, Frank Kobayashi and Charissa Gorre as alternates.

V. Presentations

- NCRPSTA – Financials for the period ending 4/30/21
- NCRPSTA – Aging Report for the period ending 04/30/21
- NCRPSTA – Statement of Cash Flows for the period ending 04/30/21
  - Receive Presentation – Ms. Kelly Rowley
- NCRPSTA Facilities Report
  - Receive Presentation – Mr. Jack Stehno

VI. Action Items

- None Scheduled

VII. Executive Directors Report

- FY 21-22 Budget Presentation and Discussion Only

VIII. Board Member Questions and Comments

IX. Future Agenda Items


- Solar Project – Postponed indefinitely

X. Meeting Schedule

NCRPSTA Inter-Agency Planning Team – June 7<sup>th</sup> & 21<sup>st</sup>  
NCRPSTA Board of Directors – June 24, 2021

XI. Adjournment

Posted May 21, 2021 – 09:00 am




---

Kelly Rowley, Clerk of the Board

## ***NORTHERN CALIFORNIA REGIONAL PUBLIC SAFETY TRAINING AUTHORITY***

---

Action Summary - JPA Board of Directors  
Thursday March 25, 2021 – 9:00 am  
*Zoom Meeting*

---

**Call to Order:** 09:01 am

**Roll Call:** Dr. Melanie Dixon (LRCCD/ARC), Deputy Chief Dave Risley (SPD), Assistant Chief Michael Taylor (SFD) and Mr. Stephen Quinn, Executive Director

**Pledge of Allegiance:**

**Public Comment:** None received

**Consent Agenda**

- Approve – NCRPSTA – Board Meeting Action Summary – February 25, 2021
- Approve – Facility Use Fee Schedule, with modular classrooms added

A motion to approve the consent agenda was made by Chief Taylor seconded by Dr. Dixon, all in favor, motion passes.

**Presentations/Discussion:**

NCRPSTA Financial Report

- Board Members were provided financial reports for the period ending 02/28/2021.

NCRPSTA Facilities Report

- Campus – The County sent an inspector to review our trash consumption and organic waste disposal. This was to obtain a waiver for organic waste, results are pending. This is required by the state.
- Campus – SSWD has contracted to install a water meter to the irrigation line, this will affect the water to the building. More information to follow.
- B686 – New mats have been ordered for the small mat room, due to be delivered soon.
- B603 – This is the Fire Training Station – there have been multiple break-ins, we are going to first try and get better lighting in the area around the building.

**Action Items:**

None scheduled

**Executive Director's Report/Training Report:**

- Academies – SPD – 49 recruits, SFD – 29 recruits, CSO Los Rios is due to start in June or July

## **NORTHERN CALIFORNIA REGIONAL PUBLIC SAFETY TRAINING AUTHORITY**

Action Summary - JPA Board of Directors  
Thursday March 25, 2021 – 9:00 am  
Zoom Meeting


- ICI Courses – 2 week Homicide course is going on now, we completed the Sexual Assault course and OIS course last week. Child Abuse course going on right now. Classes are full and students are showing up.
  - Chief Risley – Will the ICI program be moving back to the hotels?
  - Quinn – It is beneficial to the JPA for the ICI Program to remain here for the revenue.
- We will be presenting the Basic SWAT course 3 times per year versus two that we typically deliver.
- The ICI Budget for FY 21-22 will be the same as this year, state budget is good. The IC revenue is good for the JPA, the program will net us about 230k per year.
- Range – Lead testing was completed in January, there were a couple of areas that were high, however most were in the acceptable range. We will re-test in April.
  - Dr. Dixon – What are the mitigation plans?
  - Quinn – Range 3 has concrete, so we are looking in to having the concrete sealed.
- CSI Buildings – working on the permits, currently in design review, and waiting for McClellan Park to sign off on. County of Sacramento resolution states that no permits are required, however this was overlooked by the county.
- POST will be auditing several POST Courses – Sexual Assault, OIS and SWAT Team Leader.
- Audio Visual – Monitors will be added in MOD A and I, the projectors in those areas are old, and technology with the existing equipment is problematic. Set for an April install.

### **Board Member Comments and Questions:**

Incorporated within

**Meeting Adjourned:** 09:37 am

Attested to:



Kelly Rowley, Clerk of the Board



# NCRPSTA



## FACILITY USE FEES

### Live-fire Shoothouse

\$500.00 - 8 hours, \$250.00 - 4 hours

### Tactical Village

\$700.00 - 8 hours, \$350.00 - 4 hours

*\*\*Pricing for Shoothouse & Tactical Village includes Safety Officer\*\**

### Track/Obstacle Course/Weight Room

Hourly - \$50.00

### Mat Rooms

(8 hours)

Small Mat Room \$300.00

Large Mat Room \$400.00

### Classrooms

(8 hours)

Room 100 - \$200.00    Room 111 - \$400.00    Room 117 - \$175.00

Room 124 - \$400.00    Room 130 - \$250.00    Room 136 - \$400.00

Room 137 - \$400.00    Room 139 - \$500.00

Room 149 - \$500.00    Traffic Scenario Area - \$300.00

MOD A - \$400.00    MOD I - \$400.00    MOD H - \$400.00

### Training Ground

\$250.00 - 8 hours

### K-9 Area

Call for pricing

### JPA Small Arms Range Complex

Range 1	Range 2 (Shot Gun Only)	Range 3
\$500.00 - 8 hours	\$350.00 - 8 hours	\$575.00 - 8 hours
\$250.00 - 4 hours	\$175.00 - 4 hours	\$287.50 - 4 hours

*\*\*We reserve the right to change/cancel reservations, based on operational need\*\**

4/15/2021

For scheduling and availability of facilities please contact Kelly Rowley rowleyk@arc.losrios.edu

To view availability visit us online at [www.ncrpsta.com](http://www.ncrpsta.com)

## ***NORTHERN CALIFORNIA REGIONAL PUBLIC SAFETY TRAINING AUTHORITY***

---

Action Summary - JPA Board of Directors  
Thursday April 22, 2021 – 9:00 am  
Zoom Meeting

---

### **MEETING SUMMARY ONLY – NO QUORUM**

**Call to Order:** 09:07 am

**Roll Call:** Dr. Melanie Dixon (LRCCD/ARC), and Mr. Stephen Quinn, Executive Director

**Pledge of Allegiance:**

**Public Comment:** None received

### **Consent Agenda**

- Approve – NCRPSTA – Board Meeting Action Summary – March 25, 2021
- Approve – Facility Use Fee Schedule, with traffic scenario area added

Consent items moved to May 2021 Board of Directors Meeting

### **Presentations/Discussion:**

NCRPSTA Financial Report

- Board Members were provided financial reports for the period ending 3/31/21.

NCRPSTA Facilities Report

- Campus – Water meter and backflow installation complete, there was minimal impact to the building.
- Campus – replaced access control pad for the employee parking lot.
- B686 – New mats have been installed in the small mat room
- B603 – This is the Fire Training Station – security lights have been installed with LED lights
- Range – Building 712 water line burst, water was shut off for the day.
- Campus – Carpet in MOD I has been installed, MOD H is scheduled for install April 28-30.

### **Action Items:**

None scheduled

### **Executive Director's Report/Training Report:**

- Academies – SPD – 48 recruits, SFD – 29 recruits, Los Rios is due to start in June or July
- ICI Courses – 2 week Homicide course is going on now, CORE was completed last week.
- SWAT Team Leader course will be audited, we are scheduled for a de-brief tomorrow.
- The ICI contract for FY 20-21 has been extended to September 30, 2021. We are on track for the 21-22 contract to commence on July 1<sup>st</sup>.

**NORTHERN CALIFORNIA REGIONAL PUBLIC SAFETY TRAINING AUTHORITY**

---

Action Summary - JPA Board of Directors  
Thursday April 22, 2021 – 9:00 am  
*Zoom Meeting*

---


- Range – Lead testing is to be completed this month.
- CSI Buildings – currently with the legal department at McClellan Park for two weeks. Landlord must sign off on the property improvements.
- B603 security lights have been installed, hopefully this will be a deterrent to thefts in the area.
- Range – We recently received a noise complaint for a resident near the range complex. There has been an increase in the noise due to the addition of range 2 and 3, however these projects were properly permitted by the county. Complainant was directed to the county of Sacramento.
- FY 21-22 Budget – Board members were briefed on the status of the budget for FY 21-22, additional discussion will be needed prior to approval.

**Board Member Comments and Questions:**

None received

**Meeting Adjourned:** 09:42 am

Attested to:



Kelly Rowley, Clerk of the Board

# LOS RIOS

COMMUNITY  
COLLEGE  
DISTRICT

American River College  
Cosumnes River College  
Folsom Lake College  
Sacramento City College

1919 Spanos Court  
Sacramento, CA 95825  
Phone: 916 568-3021  
Fax: 916 561-0571  
www.losrios.edu

May 18, 2021

Northern California Regional Public Safety Training Authority  
2409 Dean Street  
McClellan, CA 95651

Dear Board of Trustees:

I appoint the following individuals to represent the Los Rios Community College District on our Joint Powers Authority Board of Directors for the Northern California Regional Public Safety Training Authority:

Regular Board Member: Melanie Dixon  
College President  
American River College

Alternate Board Member: Frank Kobayashi  
Vice President, Instruction  
American River College

Alternate Board Member: Charissa Gorre  
Interim Dean, McClellan Center/Sacramento Regional Public  
Safety Training Center

Sincerely,



Brian King  
Chancellor

lines	As of 04/30/20		BUDGET		VARIANCE		%	
	(A)	(B)	(C)	(D)	(E)	(F)	(G)	(H)
1	692,180.16	692,180.10	(0.06)	692,180.16	692,180.10	(0.06)	100.00%	100.00%
3	112,956.10	67,100.00	45,856.10	213,519.95	67,100.00	146,419.95	0.00%	0.00%
5	10,919.31	132,000.00	121,080.69	36,165.09	140,000.00	103,834.91	85.57%	152.51%
6	683,492.80	76,000.00	607,492.80	128,673.32	75,000.00	53,673.32	899.33%	171.56%
7	15,025.68	939,588.00	924,562.32	917,024.62	1,098,630.15	181,605.53	83.01%	83.47%
9	1,514,574.05	1,924,968.10	410,394.05	26,839.53	18,100.00	(8,739.53)	78.66%	148.28%
10				2,014,402.67	2,091,010.25	76,607.58		96.34%
10a		143,722.08						
10b		2,068,690.18						
				2,014,402.67	2,091,010.25	76,607.58		
lines								

Total Revenues \$ 2,014,402.67 \$ 2,091,010.25 \$ 76,607.58

Contributions from Reserves \$ 143,722.08

REVISED TOTAL \$ 2,068,690.18

lines	As of 04/30/20		BUDGET		VARIANCE		%	
	(A)	(B)	(C)	(D)	(E)	(F)	(G)	(H)
11	275,734.36	341,841.33	66,106.97	290,777.94	349,935.12	59,157.18	80.66%	83.09%
12	10,149.56	10,149.56	0.00	12,214.19	67,100.00	67,100.00	100.00%	0.00%
13	39,078.75	42,000.00	2,921.25	47,173.37	42,000.00	(5,173.37)	93.04%	100.00%
14	7,143.62	10,209.20	3,065.58	10,292.06	33,256.55	22,964.49	144.08%	30.95%
15	9,833.25	6,824.92	(3,008.33)	8,884.42	4,000.00	(4,884.42)		222.11%
16	62,891.97	59,149.28	(3,742.69)	52,403.44	60,000.00	7,596.56		87.34%
17	37,209.77	37,000.00	(209.77)	29,157.33	39,000.00	9,842.67		74.76%
18	835.41	5,000.00	4,164.59	1,208.18	1,000.00	(208.18)		120.82%
19	5,517.45	9,500.00	3,982.55	11,838.36	12,000.00	161.64		98.65%
20	433,891.02	568,261.00	134,369.98	652,236.75	632,880.00	(19,356.75)		103.06%
21	36,124.64	74,442.00	38,317.36	60,117.75	85,751.80	25,634.05		70.11%
22	1,446.00	1,500.00	54.00	1,482.00	2,000.00	518.00		74.10%
23	45,707.55	47,938.89	2,231.34	59,309.46	59,382.70	73.24		99.88%
24	26,102.66	53,300.00	27,197.34	24,688.39	53,300.00	28,611.61		46.32%
25	84,220.18	120,000.00	35,779.82	92,695.02	120,000.00	27,304.98		77.25%
26	33,590.94	40,000.00	6,409.06	29,831.40	40,000.00	10,168.60		74.58%
27	9,798.64	17,000.00	7,201.36	4,933.76	10,000.00	5,066.24		49.34%
28	3,078.80	4,000.00	921.20	4,590.75	4,000.00	(590.75)		114.77%
29	1,350.00	2,000.00	650.00	1,500.00	2,000.00	500.00		75.00%
30	37,103.00	45,000.00	7,897.00	55,826.00	50,000.00	(5,826.00)		111.65%
31	2,040.00	2,500.00	460.00	2,040.00	2,500.00	460.00		81.60%
32	23,945.13	30,000.00	6,054.87	24,915.85	30,000.00	5,084.15		83.05%
33	20,908.70	28,000.00	7,091.30	20,908.70	28,000.00	7,091.30		74.67%
34	50,078.06	76,000.00	25,921.92	64,918.43	76,000.00	11,081.57		85.42%
35	65,254.65	90,899.00	25,644.35	1,408.50	118,144.50	116,736.00		1.19%
36	13,750.00	14,000.00	250.00	14,200.00	14,500.00	300.00		97.93%
37	1,102.07	1,075.00	(27.07)	1,145.50	1,175.00	29.50		97.49%
38	16,712.87	14,000.00	(2,712.87)	14,616.02	15,050.00	433.98		97.12%
39	116,679.59	250,000.00	133,320.41	15,237.16	125,820.39	110,583.23		12.11%
40	40,877.00			32,490.37				
40a								
40b								
41	1,512,155.66	2,068,690.18	530,988.63	1,643,046.10	2,091,010.25	447,964.15		78.58%

Total Expenses \$ 1,512,155.66 \$ 2,068,690.18 \$ 530,988.63

AUDIT ADJUSTMENTS



FY 20-21 REVENUE DETAIL

Contributions - Member Agencies	692,180.16	692,180.16
Interest on Investments	36,165.09	36,165.09
Classrooms, Mat Rooms, Obstacle Course, Moduliars	140,050.00	
Tactical Village	23,900.00	
Range 1	24,343.75	
Range 2	131.25	
Range 3	12,307.45	
Shoothouse	12,787.50	213,519.95
Member Agency - Reimbursements	108.32	
Basic SWAT Course	102,850.00	
SWAT Team Leader Course	15,375.00	
Simunitions Course/RSO Course/Slots	2,000.00	
Tactical Village - TSO - Shoothouse RSO	8,340.00	128,673.32
POST (ADDTL Contract)	49,863.25	
ICI POST Contract (includes non-reimbursible students)	746,951.05	
ICI - Indirect Fees	120,210.32	917,024.62
Canteen, CC Processing Fee, MISC, Refunds and recycling	26,839.53	
Liberty/Miwall - Brass Recycling		26,839.53
	<u>\$ 2,014,402.67</u>	<u>\$ 2,014,402.67</u>

**No Calif Regional Public Safety Training**  
Statement of Activities (YTD) (Columnar, Landscape)

As of 4/30/2021

	MEMBER AGENCY CONTRIBUTI	MEMBER AGENCY REIMBURSEMEN	FACILITY USE FEES	MISC - NON GOV'T REVENUE	ICI - INDIRECT FEES	Total
<b>Revenues</b>						
CONTRIBUTIONS, GIFTS, GRANTS	\$566,359.77					\$566,359.77
RENTS, LEASES			\$213,369.95			213,369.95
INTEREST, INVESTMENTS				\$36,165.09		36,165.09
OTHER GOV'T REVENUE	1,050.00	\$108.32	150.00	8,340.00	\$120,210.32	129,858.64
OTHER LOCAL REVENUE				26,839.53		26,839.53
Total Revenues	<u>\$567,409.77</u>	<u>\$108.32</u>	<u>\$213,519.95</u>	<u>\$71,344.62</u>	<u>\$120,210.32</u>	<u>\$972,592.98</u>
<b>Expenses</b>						
REGULAR SALARIES	\$198,085.94					\$198,085.94
WORKER'S COMPENSATION	12,214.19					12,214.19
ALLOCATED BENEFITS	47,173.37					47,173.37
INSTRUCTIONAL - MEDIA/MATERIAL	0.85					0.85
INSTRUCTIONAL - PRINTING	11.54					11.54
NON-INSTRUCTIONAL SUPPLIES	24,892.21	\$108.32				25,000.53
NON-INSTRUCTIONAL PRINTING	1,208.18					1,208.18
TOOLS	4,815.22					4,815.22
CONTRACTS - PERSONAL SERVICES	500.00					500.00
TRAVEL AND CONFERENCE	34.49					34.49
DUES AND MEMBERSHIPS	1,482.00					1,482.00
INSURANCE	59,309.46					59,309.46
UTILITIES AND HOUSEKEEPING SVCS	24,688.39					24,688.39
ELECTRIC	92,695.02					92,695.02
GAS	29,831.40					29,831.40
SEWER	4,933.76					4,933.76
TRASH	4,590.75					4,590.75
PEST CONTROL	1,500.00					1,500.00
JANITORIAL SERVICES	55,826.00					55,826.00
ALARM MONITORING	2,040.00					2,040.00
WATER	24,915.85					24,915.85
LANDSCAPING SVCS	20,908.70					20,908.70
REPAIRS	64,918.43					64,918.43
RENTS AND LEASES	1,408.50					1,408.50
AUDIT SERVICES	14,200.00					14,200.00
POSTAGE	544.30					544.30
OTHER OPERATIONAL EXPENSES	13,766.02					13,766.02
Total Expenses	<u>\$706,494.57</u>	<u>\$108.32</u>	<u>\$0.00</u>	<u>\$0.00</u>	<u>\$0.00</u>	<u>\$706,602.89</u>
<b>REVENUE OVER EXPENDITURES</b>						<b>\$265,990.09</b>

**No Calif Regional Public Safety Training**  
Statement of Activities (YTD) (Columnar, Landscape)

**CAPITAL IMPROVEMENTS**  
As of 4/30/2021

	<b>MEMBER AGENCY CONTRIBUTI</b>	<b>Total</b>
<b><u>Revenues</u></b>		
CONTRIBUTIONS, GIFTS, GRANTS	\$125,820.39	\$125,820.39
Total Revenues	<u>\$125,820.39</u>	<u>\$125,820.39</u>
<b><u>Expenses</u></b>		
BLDG LEASEHOLD IMPROVEMENTS	15,237.16	15,237.16
EQUIPMENT - CAPITALIZED	32,490.37	32,490.37
Total Expenses	<u>\$47,727.53</u>	<u>\$47,727.53</u>

**REMAINING CAPITAL IMPROVEMENT BUDGET** **\$78,092.86**

**PROJECTS COMPLETE**

1. Carpet in room 139	\$ 7,176.16
2. Installation of Monitors	\$ 20,734.91
3. Crime Scene Buildings	\$ 1,545.67
4. Mats (small mat room)	\$ 11,755.46
5. Carpet - MOD I	\$ 6,515.33
	<u>\$ 47,727.53</u>

**UPCOMING PROJECTS - to be scheduled**

1. Carpet Room 137 - completed not yet invoiced
2. Carpet Room -completed not yet invoiced
3. Carpet in MOD A & I & H - completed not yet invoiced
4. Crime Scene Buildings

**No Calif Regional Public Safety Training**  
Statement of Activities (YTD) (Columnar, Landscape)

As of 4/30/2021

	<b>BASIC SWAT 7/13-24/20</b>	<b>SWAT TEAM LEADER 8/24- 28/20</b>	<b>PRINCIPLED POLICING</b>	<b>PRINCIPLED POLICING T4T 14-16</b>	<b>PRINCIPLED POLICING 9/29/20</b>	<b>BASIC SWAT 10/5-16/20</b>
<b>Revenues</b>						
OTHER GOV'T REVENUE	\$27,200.00	\$7,875.00	\$2,972.11	\$8,607.93	\$3,256.06	\$23,800.00
<b>Total Revenues</b>	<b>\$27,200.00</b>	<b>\$7,875.00</b>	<b>\$2,972.11</b>	<b>\$8,607.93</b>	<b>\$3,256.06</b>	<b>\$23,800.00</b>
<b>Expenses</b>						
REGULAR SALARIES			\$331.00	\$685.00	\$331.00	
INSTRUCTIONAL - MEDIA/MATERIAL	\$618.77					\$600.72
INSTRUCTIONAL - PRINTING		\$424.67		260.00		148.32
CONTRACTS - PERSONAL SERVICES	12,384.00	4,560.00	2,160.00	6,480.00	2,160.00	12,912.00
TRAVEL AND CONFERENCE			479.46	1,181.28	763.41	
POSTAGE			1.65	1.65	1.65	
<b>Total Expenses</b>	<b>\$13,002.77</b>	<b>\$4,984.67</b>	<b>\$2,972.11</b>	<b>\$8,607.93</b>	<b>\$3,256.06</b>	<b>\$13,661.04</b>
<b>REVENUE OVER EXPENDITURES</b>	<b>\$ 14,197.23</b>	<b>\$ 2,890.33</b>	<b>\$ -</b>	<b>\$ -</b>	<b>\$ -</b>	<b>\$ 10,138.96</b>
<b>FACILITY USE FEES</b>			<b>\$ 600.00</b>	<b>\$ 1,200.00</b>	<b>\$ 600.00</b>	
<b>INDIRECT FEES</b>			<b>\$ 594.09</b>	<b>\$ 1,669.26</b>	<b>\$ 650.88</b>	
<b>SALARY RE-IMBURSEMENT</b>			<b>\$ 331.00</b>	<b>\$ 685.00</b>	<b>\$ 331.00</b>	
<b>PERCENTAGE OF REVENUE</b>	<b>52%</b>	<b>37%</b>				<b>43%</b>

**No Calif Regional Public Safety Training  
Statement of Activities (YTD) (Columnar, Landscape)**

As of 4/30/2021

	TSO/RSO COURSE 10/28/20	PRINCIPLED POLICING 12/2- 4/2020	PRINCIPLED POLICING 1/25- 27/21	PRINCIPLED POLICING 1/28/21	PRINCIPLED POLICING 2/8- 10/21	PRINCIPLED POLICING 2/11/21
<b>Revenues</b>						
OTHER GOV'T REVENUE	\$2,000.00	\$3,162.03	\$8,359.32		\$6,287.98	
Total Revenues	<u>\$2,000.00</u>	<u>\$3,162.03</u>	<u>\$8,359.32</u>	\$0.00	<u>\$6,287.98</u>	<u>\$0.00</u>
<b>Expenses</b>						
REGULAR SALARIES		\$685.00	\$685.00		\$685.00	
INSTRUCTIONAL - PRINTING		208.00	208.00		208.00	
NON-INSTRUCTIONAL SUPPLIES		19.33	2.69		5.38	\$2.69
CONTRACTS - PERSONAL SERVICES	\$912.00	2,160.00	6,480.00		4,590.00	
TRAVEL AND CONFERENCE		89.70	983.63		799.60	
Total Expenses	<u>\$912.00</u>	<u>\$3,162.03</u>	<u>\$8,359.32</u>	\$0.00	<u>\$6,287.98</u>	<u>\$2.69</u>
REVENUE OVER EXPENDITURES	\$ 1,088.00			CANCELLED		CANCELLED
FACILITY USE FEES		\$ 1,200.00	\$ 1,200.00		\$ 1,200.00	
INDIRECT FEES		\$ 586.94	\$ 1,629.73		\$ 1,214.92	
SALARY RE-IMBURSEMENT		\$ 685.00	\$ 685.00		\$ 685.00	
% OF REVENUE	54%					

**No Calif Regional Public Safety Training**  
Statement of Activities (YTD) (Columnar, Landscape)

As of 4/30/2021

	Basic SWAT 4/5-16/2021	SWAT TEAM LEADER 4/19- 23/21	BASIC SWAT 5/3-14/21	POST UOF CONTRACT	POST EVOC CONTRACT
<b>Revenues</b>					
OTHER GOV'T REVENUE	\$25,500.00	\$7,500.00	\$26,350.00	\$29,600.00	\$7,332.00
Total Revenues	<u>\$25,500.00</u>	<u>\$7,500.00</u>	<u>\$26,350.00</u>	<u>\$29,600.00</u>	<u>\$7,332.00</u>
<b>Expenses</b>					
INSTRUCTIONAL - MEDIA/MATERIAL			\$110.10		
INSTRUCTIONAL - PRINTING			107.17		
NON-INSTRUCTIONAL SUPPLIES	\$175.04	\$59.36	89.92		
CONTRACTS - PERSONAL SERVICES	12,912.00	4,734.00		\$29,600.00	\$7,332.00
Total Expenses	<u>\$13,087.04</u>	<u>\$4,793.36</u>	<u>\$307.19</u>	<u>\$29,600.00</u>	<u>\$7,332.00</u>
			TBD		
INDIRECT FEES				\$ 2,960.00	\$ 586.56
REVENUE OVER EXPENDITURES	\$12,412.96	\$2,706.64			
% OF REVENUE	48%	36%			

No Calif Regional Public  
Statement of Activities (\)

As of 4/30/2021

Revenues

OTHER GOV'T REVENUE	\$713,255.62
Total Revenues	<u>\$713,255.62</u>

Expenses

REGULAR SALARIES	\$89,290.00
INSTRUCTIONAL - MEDIA/MATERIAL	8,961.62
INSTRUCTIONAL - PRINTING	7,308.72
INSTRUCTIONAL - BOOKS	52,403.44
NON-INSTRUCTIONAL SUPPLIES	3,802.39
TOOLS	7,023.14
CONTRACTS - PERSONAL SERVICES	529,429.50
TRAVEL AND CONFERENCE	55,786.18
POSTAGE	596.25
OTHER OPERATIONAL EXPENSES	850.00
Total Expenses	<u>\$755,451.24</u>

**TOTAL ICI BUDGET - AT THE END OF THE  
FISCAL YEAR ALL EXPENDITURES WILL  
BE REIMBURSED BY POST**

COURSE NAME	CONTRACT	AMOUNT BILLED TO POST	INDIRECT FEES	FACILITY USE FEES	AMT BILLED TO POST - CDCR STUDENTS	PRGM MGMT	CLERICAL
HOMICIDE 7/6-17/2020	19-20	\$ 22,245.06	\$ 5,389.19	\$ 5,200.00	\$ 1,921.04	\$ 1,360.00	\$ 1,305.00
OIS 7/20-24/2020	19-20	\$ 16,855.38	\$ 3,216.29	\$ 2,500.00	\$ -	\$ 840.00	\$ 1,305.00
CORE 7/27-8/7/2020	19-20	\$ 15,590.33	\$ 5,500.64	\$ 5,300.00	\$ 16,035.84	\$ 1,360.00	\$ 1,305.00
OIS 8/10-14/2020	19-20	\$ 16,518.32	\$ 3,193.91	\$ 2,500.00	\$ -	\$ 840.00	\$ 1,305.00
CORE 8/17-28/2020	19-20	\$ 19,767.37	\$ 5,471.97	\$ 5,300.00	\$ 12,026.88	\$ 1,360.00	\$ 1,305.00
Sexual Assault 8/31-9/4/2020	19-20	\$ 11,932.94	\$ 2,632.71	\$ 3,200.00	\$ 2,772.48	\$ 840.00	\$ 1,305.00
CORE 9/14-25/2020	19-20	\$ 29,825.46	\$ 5,153.31	\$ 5,300.00	\$ -	\$ 1,360.00	\$ 1,305.00
Sexual Assault 9/28-10/2/2020	19-20	\$ 7,142.38	\$ 2,573.81	\$ 3,200.00	\$ 7,393.28	\$ 840.00	\$ 1,305.00
Child Abuse 10/5-9/2020	19-20	\$ 9,643.05	\$ 1,928.40	\$ 1,750.00	\$ -	\$ 440.00	\$ 1,305.00
CORE 10/5-16/2020	19-20	\$ 25,933.26	\$ 5,286.74	\$ 5,300.00	\$ -	\$ 1,360.00	\$ 1,305.00
OIS 10/12-16/2020	19-20	\$ 14,219.74	\$ 3,161.59	\$ 2,500.00	\$ 2,506.48	\$ 840.00	\$ 1,305.00
HOMICIDE 10/19-30/2020	20-21	\$ 22,879.91	\$ 5,663.74	\$ 5,200.00	\$ 7,684.16	\$ 1,360.00	\$ 1,305.00
OIS 11/2-6/2020	19-20	\$ 15,505.72	\$ 3,207.91	\$ 2,500.00	\$ -	\$ 840.00	\$ 1,305.00
OIS 11/9-13/2021	20-21	\$ 12,251.75	\$ 3,213.42	\$ 2,500.00	\$ -	\$ 840.00	\$ 1,305.00
CORE 11/9-20/2020	20-21	\$ 12,980.52	\$ 4,077.90	\$ 5,300.00	\$ 17,428.14	\$ 2,000.00	\$ 1,500.00
OIS 11/30-12/4/2020	20-21	\$ 13,789.53	\$ 2,639.40	\$ 2,500.00		\$ 1,600.00	\$ 1,500.00
Sexual Assault 11/30-12/4/2020	20-21	\$ 10,220.72	\$ 2,047.21	\$ 3,200.00		\$ 840.00	\$ 1,350.00
HOMICIDE 12/7-18/2020	20-21	\$ 19,278.63	\$ 4,175.41	\$ 5,200.00	\$ 11,159.88	\$ 2,000.00	\$ 1,500.00
Sexual Assault 1/4-8/2021	20-21	\$ 16,343.20	\$ 2,076.90	\$ 3,200.00	\$ -	\$ 840.00	\$ 1,350.00
CORE 1/4-15/2021	20-21	\$ 30,503.89	\$ 4,170.36	\$ 5,300.00	\$ -	\$ 2,000.00	\$ 1,500.00
CORE 1/4-15/2021 - SUPP	20-21	\$ 515.30	\$ -	\$ -	\$ -	\$ -	\$ -
OIS 1/18-22/2021	20-21	\$ 17,868.84	\$ 2,594.23	\$ 2,500.00	\$ -	\$ 1,600.00	\$ 1,500.00
CORE 1/18-29/2021	20-21	\$ 10,553.69	\$ 3,715.96	\$ 5,300.00	\$ 17,428.14	\$ 2,000.00	\$ 1,500.00
CORE 1/18-29/2021 - SUPP	20-21	\$ 3,297.50	\$ 494.63	\$ -	\$ -	\$ -	\$ -
HOMICIDE 2/15-26/2021	20-21	\$ 27,584.07	\$ 4,305.32	\$ 5,200.00	\$ 3,719.96	\$ 2,000.00	\$ 1,500.00
CORE 3/1-12/2021	20-21	\$ 13,472.98	\$ 4,157.30	\$ 5,300.00	\$ 17,428.14	\$ 2,000.00	\$ 1,500.00
OIS 3/15-19/2021	20-21	\$ 14,826.22	\$ 2,625.65	\$ 2,500.00	\$ -	\$ 1,600.00	\$ 1,500.00
Sexual Assault 3/15-19/2021	20-21	\$ 10,474.60	\$ 1,893.57	\$ 3,200.00	\$ -	\$ 840.00	\$ 1,350.00
Child Abuse 3/22-26/2021	20-21	\$ 9,157.14	\$ 1,597.08	\$ 2,000.00	\$ -	\$ 440.00	\$ 1,500.00
HOMICIDE 3/22-4/2/2021	20-21	\$ 30,328.48	\$ 4,336.77	\$ 5,200.00	\$ -	\$ 2,000.00	\$ 1,500.00
OIS 4/12-16/2021	20-21	\$ 13,912.44	\$ 2,682.22	\$ 2,500.00	\$ -	\$ 1,600.00	\$ 1,500.00
Child Abuse 4/12-16/2021	20-21	\$ 10,422.86	\$ 1,697.18	\$ 2,000.00	\$ -	\$ 440.00	\$ 1,500.00
CORE 4/5-16/2021	20-21	\$ 9,832.20	\$ 4,064.09	\$ 5,300.00	\$ 15,491.68	\$ 2,000.00	\$ 1,500.00
Sexual Assault 4/19-23/2021	20-21						
HOMICIDE 4/19-30/2021	20-21						
CORE 5/3-14/2021	20-21						
CORE 5/17-28/2021	20-21						
OIS 5/24-28/2021	20-21						
HOMICIDE 5/31-6/11/2021	20-21						
Sexual Assault 6/7-11/2021	20-21						
HOMICIDE 6/14-25/2021	20-21						
		\$ 515,673.48	\$ 108,944.81	\$ 117,950.00	\$ 132,996.10	\$ 40,280.00	\$ 43,320.00
		A	C	D	B	E	F
			revenue	revenue		reimbursements	



**No Calif Regional Public Safety Training**  
**Customer Ledger Aging By Due Date ( Summary )**

Report Date: 04/30/2021

Cust ID	Name	Days Past Due						Balance
		Current 04/30 - After	1 - 30 03/31 - 04/29	31 - 60 03/01 - 03/30	61 - 90 01/30 - 02/28	91 - 120 12/31 - 01/29	121 + Prior - 12/30	
ABC001	Dept. of Alcohol	\$187.50	\$375.00	\$500.00	\$0.00	\$887.50	\$493.76	\$2,443.76
ANTPD01	ANTIOCH POLICE	\$850.00	\$0.00	\$0.00	\$0.00	\$0.00	\$0.00	\$850.00
CARDA1	CARDA	\$350.00	\$0.00	\$0.00	\$0.00	\$0.00	\$0.00	\$350.00
CDCR01	CDCR - OCS	\$525.00	\$700.00	\$700.00	\$0.00	\$0.00	\$0.00	\$1,925.00
CDCR04	CDCR - DAPO - CPAT	\$0.00	\$700.00	\$0.00	\$0.00	\$0.00	\$0.00	\$700.00
CDCR10	CDCR - OCS	\$0.00	\$525.00	\$0.00	\$0.00	\$0.00	\$0.00	\$525.00
CDHCS1	DEPT OF HEALTH CARE	\$3,750.00	\$0.00	\$0.00	\$0.00	\$0.00	\$0.00	\$3,750.00
CHPD01	Citrus Heights Police Dept.	\$981.25	\$0.00	\$0.00	\$0.00	\$0.00	\$0.00	\$981.25
CHPICI	California Highway Patrol	\$0.04	\$0.00	\$0.00	\$0.00	\$0.00	\$0.00	\$981.25
CLOT01	CALIFORNIA STATE LOTTERY	\$0.00	\$0.00	\$250.00	\$0.00	\$0.00	\$0.00	\$4,400.04
CPD004	Chico Police Department	\$0.00	\$850.00	\$0.00	\$0.00	\$0.00	\$187.50	\$437.50
DCA001	DEPARTMENT OF	\$0.00	\$0.00	\$287.50	\$287.50	\$0.00	\$0.00	\$850.00
DCA002	DEPARTMENT OF	\$0.00	\$575.00	\$0.00	\$0.00	\$0.00	\$0.00	\$575.00
DEA001	DEA - SAN FRANCISCO DIV	\$0.00	\$200.00	\$0.00	\$0.00	\$0.00	\$0.00	\$200.00
DFG001	CA Dept Fish & Wildlife	\$0.00	\$0.00	\$0.00	\$0.00	\$0.00	\$350.00	\$350.00
DMC001	DEPARTMENT OF MOTOR	\$500.00	\$200.00	\$0.00	\$0.00	\$0.00	\$0.00	\$700.00
DODIG1	Dept. of Defense Inspector Gen	\$375.00	\$0.00	\$0.00	\$0.00	\$0.00	\$0.00	\$375.00
DOI001	DEPARTMENT OF	\$0.00	\$500.00	\$0.00	\$0.00	\$0.00	\$0.00	\$500.00
DOJ002	Department of Justice	\$225.00	\$0.00	\$0.00	\$0.00	\$0.00	\$0.00	\$500.00
DPD002	Davis Police Department	\$0.00	\$0.00	\$0.00	\$0.00	\$0.00	\$1,800.00	\$2,025.00
DSS001	DEPT. OF SOCIAL SERVICES	\$1,200.00	\$1,700.00	\$0.00	\$0.00	\$0.00	\$500.00	\$500.00
DTSC01	DEPT OF TOXIC SUB.	\$468.75	\$0.00	\$0.00	\$0.00	\$0.00	\$0.00	\$2,900.00
DVA001	Department of Veterans Affairs	\$550.00	\$0.00	\$0.00	\$0.00	\$0.00	\$0.00	\$468.75
FPD003	Folsom Police Department	\$0.00	\$0.00	\$0.00	\$0.00	\$0.00	\$125.00	\$550.00
LCS001	Lassen CO Sheriff	\$0.00	\$1,125.00	\$0.00	\$0.00	\$0.00	\$0.00	\$125.00
LPD001	Lodi Police Department	\$850.00	\$0.00	\$0.00	\$0.00	\$0.00	\$0.00	\$1,125.00
LRC001	LRCDD	\$56,431.68	\$0.00	\$0.00	\$56,431.68	\$0.00	\$0.00	\$850.00
MCS001	Mendocino County Sheriff	\$1,700.00	\$0.00	\$0.00	\$0.00	\$0.00	\$112,863.36	\$225,726.72
VSO001	Madera Sheriff's Office	\$850.00	\$750.00	\$0.00	\$0.00	\$0.00	\$0.00	\$1,700.00
NAPAPD1	NAPA POLICE DEPARTMENT	\$700.00	\$0.00	\$0.00	\$0.00	\$0.00	\$0.00	\$1,600.00
POST01	COMMISSION ON P.O.S.T.	\$174,989.99	\$40,358.42	\$0.00	\$0.00	\$0.00	\$0.00	\$700.00
PPD003	Porterville Police Department	\$1,700.00	\$0.00	\$0.00	\$0.00	\$0.00	\$0.00	\$215,348.41
RPD003	Rocklin Police Department	\$0.00	\$375.00	\$0.00	\$0.00	\$0.00	\$0.00	\$1,700.00
SAC001	CITY OF SACRAMENTO	\$56,431.68	\$0.00	\$0.00	\$0.00	\$0.00	(\$1,500.00)	\$375.00
SAC002	City of Sacramento - SFD	\$56,431.68	\$0.00	\$0.00	\$0.00	\$0.00	\$0.00	\$54,931.68
SCS001	Solano County Sheriff Office	\$700.00	\$0.00	\$0.00	\$0.00	\$0.00	\$0.00	\$56,431.68
SCSD01	SHASTA COUNTY SHERIFF'S	\$0.00	\$1,700.00	\$0.00	\$0.00	\$0.00	\$0.00	\$700.00
SLO001	San Luis Obispo Police Dept	\$0.00	\$375.00	\$0.00	\$0.00	\$0.00	\$0.00	\$1,700.00
SSA001	SSA/OIG/OI	\$500.00	\$0.00	\$437.50	\$0.00	\$0.00	\$0.00	\$375.00
SSD001	Sacramento Sheriff Department	\$400.00	\$1,600.00	\$0.00	\$0.00	\$0.00	\$1,890.00	\$937.50
SVSP001	SALINAS VALLEY STATE	\$375.00	\$0.00	\$0.00	\$0.00	\$0.00	\$0.00	\$3,890.00
JSAF01	United States Air Force Base	\$1,700.00	\$0.00	\$0.00	\$0.00	\$0.00	\$0.00	\$375.00
JSFS01	US FOREST SERVICE	\$0.00	\$0.00	\$0.00	\$0.00	\$0.00	\$200.00	\$1,700.00
VPD002	Vallejo Police Department	\$1,700.00	\$0.00	\$0.00	\$0.00	\$0.00	\$0.00	\$200.00
YUB001	YUBA COUNTY SHERIFF'S	\$1,700.00	\$0.00	\$0.00	\$0.00	\$0.00	\$0.00	\$1,700.00
YUBA02	YUBA CITY POLICE	\$1,700.00	\$0.00	\$0.00	\$0.00	\$0.00	\$0.00	\$1,700.00
<b>TOTALS:</b>		<b>\$368,822.57</b>	<b>\$52,608.42</b>	<b>\$2,175.00</b>	<b>\$56,719.18</b>	<b>\$5,287.50</b>	<b>\$116,909.62</b>	<b>\$602,522.29</b>
<b>PERCENTAGES</b>		<b>61.21%</b>	<b>8.73%</b>	<b>0.36%</b>	<b>9.41%</b>	<b>0.88%</b>	<b>19.40%</b>	<b>100.00%</b>

## No Calif Regional Public Safety Training

## Statement of Cash Flows Worksheet

For the period ended 4/30/2021

	<u>Year to Date</u>
<b><u>Cash Flows from Operating Activities</u></b>	
Change in net assets	\$371,356.57
<b><u>Adjustments</u></b>	
<u>(To convert net assets to cash basis)</u>	
Increase in Current Year Receivables	(\$497,180.76)
Decrease in Accounts Receivable-Prior Year	\$6,874.99
Decrease in Prepaid Expenses	\$100,111.06
Increase in Depreciation Expense	\$5.00
Increase in Accounts Payable Module-Vendor	\$40,542.82
Decrease in Accounts Payable-Prior Year	(\$37,981.07)
Decrease in DEFERRED REVENUE	(\$1,050.00)
Decrease in DEFERRED REVENUE	(\$22,800.00)
<b>Total Adjustments</b>	<b>(\$411,477.96)</b>
<b>Net Cash used by Operating activities</b>	<b>(\$40,121.39)</b>
<b><u>Cash Flows from Investing Activities</u></b>	
Sale of Leasehold Improvements	\$6,500.00
<b>Net Cash Used by Investing Activities</b>	<b>\$6,500.00</b>
<b><u>Net Increase (Decrease) in Cash</u></b>	<b>(\$33,621.39)</b>
<b><u>Cash and Cash Equivalents at Beginning of Period</u></b>	<b>\$1,691,975.02</b>
<b><u>Cash and Cash Equivalents at End of Period</u></b>	<b>\$1,658,353.63</b>

CASH IN BANK	\$	1,075,915.70
CASH IN UBS ACCOUNT	\$	31,926.73
UBS INVESTMENTS	\$	550,511.20
	\$	<u>1,658,353.63</u>

	SWAT COURSES	LRCCD IKI	ICI Courses FY 20-21 (carry-over)	ICI Courses FY 21-22	CAMPUS OPERATIONAL	TOTAL ALLOCATION
<b>REVENUES</b>						
	LRCCD				225,726.70	225,726.70
	SPD				225,726.70	225,726.70
	SFD				225,726.70	225,726.70
	LRCCD - IKI	67,100.00				67,100.00
	DHCS				15,000.00	15,000.00
	CONTRACTS (POST)		250,000.00	660,243.55		910,243.55
	ICI INDIRECT FEES		35,000.00	86,191.85		121,191.85
	CLASSROOMS		20,000.00	88,022.75	25,000.00	133,022.75
	TAC VILLAGE				25,000.00	25,000.00
	RANGE 1, 2, 3, SH				35,000.00	35,000.00
	RSO/TSO				25,000.00	25,000.00
	VENDING				600.00	600.00
	RECYCLING				17,500.00	17,500.00
	SWAT COURSES	91,500.00				91,500.00
		91,500.00	305,000.00	834,458.15	820,280.10	2,118,338.25
<b>EXPENDITURES</b>						
<b>MULAR SALARIES</b>						
	Executive Director		10,000.00	34,640.00	63,550.13	108,190.13
	Business Services Manager	45,100.00			41,000.00	86,100.00
	Facilities Manager				74,146.99	74,146.99
	Accounts Payable			9,000.00	23,760.00	32,760.00
	Accounts Receivable/ICI Clerical			9,000.00	36,760.00	45,760.00
	ICI Liaison/Clerical	2,000.00	9,000.00	14,400.00		25,400.00
	Maintenance Worker				12,000.00	12,000.00
	TSO/RSO				25,000.00	25,000.00
	DIRKER'S COMPENSATION				13,006.00	13,006.00
<b>JEFFITS &amp; TAXES</b>						
	Taxes (all staff)				25,000.00	25,000.00
	Medical & Ancillary Benefits				19,000.00	19,000.00
	Taxes & Benefits BSM	22,000.00			19,000.00	41,000.00

<b>SUPPLIES</b>									
Instructional Supplies	1,800.00		5,000.00	8,011.35					14,811.35
Instructional Printing	1,800.00		2,500.00	6,365.43					10,665.43
Instructional Books			25,000.00	50,922.60					75,922.60
Building Supplies					15,000.00				15,000.00
Janitorial Supplies					15,000.00				15,000.00
Office Supplies			2,400.00	4,328.42					9,728.42
Range Supplies					7,500.00				7,500.00
ICI Equipment									-
<b>PRINTING</b>									
Campus-Office-PRINTING					2,000.00				2,000.00
<b>TOOLS</b>									
Misc. Tools				7,500.00					12,000.00
<b>VICE CONTRACTS</b>									
Accountant					1,000.00				1,000.00
Legal									-
Website									-
County of Sacramento - DED						10,000.00			10,000.00
Instructor Contracts	52,800.00		200,000.00	453,003.75					705,803.75
Other									-
<b>TRAVEL</b>									
Misc./ICI Travel & Per Diem				62,072.00		500.00			62,572.00
<b>FEES &amp; MEMBERSHIPS</b>									
CSDA/SDRMA/Costco						2,000.00			2,000.00
<b>INSURANCE</b>									
Liability/SDRMA						45,000.00			45,000.00
Property/Sac County						7,750.00			7,750.00
<b>UTILITIES &amp; HOUSEKEEPING</b>									
SureWest Phone						1,300.00			1,300.00
McClellan Park CAM Fees						50,000.00			50,000.00
Haz-Mat Fee						1,000.00			1,000.00
Air Quality Fee						1,000.00			1,000.00
JD - Electric						120,000.00			120,000.00
BE - Gas						40,000.00			40,000.00
Water						10,000.00			10,000.00
Trash						5,000.00			5,000.00
Asset Control						2,000.00			2,000.00
Janitorial - SERVICES						60,000.00			60,000.00
Form - First Solution						2,500.00			2,500.00
LED - Water						30,000.00			30,000.00
Key Crest						30,000.00			30,000.00

<b>MAINTENANCE</b>									
	PMA - HVAC						6,000.00		6,000.00
	Misc - Other						70,000.00		70,000.00
<b>ITS &amp; LEASES</b>									
	Xerox						2,500.00		2,500.00
	Misc - Other						499.00		499.00
	ICI Program						1.00		1.00
	County of Sacramento								
<b>TRAVEL</b>									
	James Marta & Co.						14,600.00		14,600.00
<b>UTILITY</b>									
	Misc - Postage			150.00	1,000.00		705.00		1,855.00
<b>OTHER EXPENSES</b>									
	Credit Card Processing						3,000.00		3,000.00
	Payroll Prep Fees						3,000.00		3,000.00
	Cash Mgmt						2,000.00		2,000.00
	SureWest - Internet						5,000.00		5,000.00
	CYMA Maint						1,000.00		1,000.00
	Website						800.00		800.00
	Misc - Other						7,500.00		7,500.00
<b>OTHER IMPROVEMENTS</b>									
	Leasehold Improvements						250,000.00		250,000.00
				254,050.00	660,243.55				2,224,671.67
								revenue - exp	(106,333.42)