

JPA Board of Directors - Agenda  
Thursday February 24, 2022– 1:00 pm  
Zoom Meeting – details forthcoming

---

## PUBLIC MEETING

---

I. Call to Order

II. Pledge of Allegiance

III. Public comment on agenda/non-agenda items

None scheduled

IV. Consent Agenda

- Approve – NCRPSTA Board Meeting Action Summary – January 27, 2022
- Receive – Correspondence from the Sacramento Police Department designating Deputy Chief Adam Green as the primary board representative and Captain Rudy Chan as the alternate.

V. Presentations

- NCRPSTA – Financials for the period ending 1/31/22  
NCRPSTA – Aging Report for the period ending 1/31/22  
NCRPSTA – Statement of Cash Flows for the period ending 1/31/22
  - Receive Presentation – Ms. Kelly Rowley
- NCRPSTA Facilities Report
  - Receive Presentation – Mr. Jack Stehno

VI. Action Items

- None Scheduled

VII. Executive Directors Report

VIII. Board Member Questions and Comments

IX. Future Agenda Items


- Solar Project – Postponed indefinitely

X. Meeting Schedule

NCRPSTA Inter-Agency Planning Team – February 28<sup>th</sup> and March 14<sup>th</sup>  
NCRPSTA Board of Directors – March 24, 2022

XI. Adjournment

Posted February 17, 2022 – 01:00 pm



---

Kelly Rowley, Clerk of the Board

## ***NORTHERN CALIFORNIA REGIONAL PUBLIC SAFETY TRAINING AUTHORITY***

Action Summary - JPA Board of Directors  
Thursday January 27, 2022 – 1:00 pm  
Zoom Meeting

**Call to Order:** 1:02 pm

**Roll Call:** Ms. Charissa Gorre (LRCCD/ARC), Captain Robert McCloskey (SPD), Assistant Chief Tilden Billiter and Mr. Stephen Quinn, Executive Director

**Pledge of Allegiance:**

**Public Comment:** None received

### **Consent Agenda**

- Approve – NCRPSTA Board Meeting Action Summary – December 16, 2021
- Amend – NCRPSTA Board Meeting Action Summary – June 24, 2021 – clarifying the board approval of the FY 21-22 Budget
- Approve – DMV Facility Use Contract effective 7/1/22 to 6/30/25 for \$21,000

A motion to approve the consent agenda was made by Ms. Gorre seconded by Captain McCloskey, all in favor, motion passes.

### **Presentations/Discussion:**

#### **NCRPSTA Financial Report**

- Board Members were provided financial reports for the period 12/31/22

#### **NCRPSTA Facilities Report**

- Campus – New computer for controlling the HVAC has been received, program will be installed soon.
- Campus – the fan in the large mat room is broken, company is sending a new fan motor, pending install.
- B684 – we are currently in the process of getting bids for the replacement for the roof.
- Range – we are in the process of scheduling the install of the turning target system on range 3, however there is electrical infrastructure that need to be in place first.
  - Gorre – When is the install scheduled?
    - Quinn – Currently the install is scheduled for March 29<sup>th</sup>.

### **Action Items:**

- None scheduled.

### **Executive Director's Report/Training Report:**

- Academies: SPD – 55, SFD – 35, Los Rios is paused until March 29<sup>th</sup>.
- ICI Courses – CORE completed 1/14, OIS was completed 1/21, SA completed 1/14 – CORE starts again next week. We are fully booked through the end of June.
- Basic SWAT scheduled for February – we are adding an additional presentation for FY 22-23, this course is required by POST.
- Principled Policing Cadre will be taking the course on the “road”. We have had several inquiries from northern CA agencies to bring the course to them. Chico will be the first presentation.
  - Gorre – Is this the Train the Trainer course?
    - Quinn – No, this is the 8 hour course.

## ***NORTHERN CALIFORNIA REGIONAL PUBLIC SAFETY TRAINING AUTHORITY***

Action Summary - JPA Board of Directors  
Thursday January 27, 2022 – 1:00 pm  
Zoom Meeting


- Range – The ranges are schedule to have the lead mined May 2-7, the cost is 16K, however this is generally offset by the rebate of the lead recycle funds.
- Range – Range 3 is scheduled for the target install on March 29<sup>th</sup>, however first we will need to get the electrical infrastructure in place. This is a FBI funded project.
- Range – SPD is looking at funding a “breaching” area south of the shoothouse.
- General – At this time masks are still mandatory in the building. There have been a few random cases.
- Building 684 – Estimates are coming in at 150k to 280k – we are getting bids additional bids.
  - Gorre – What is the replacement material?
    - Quinn – one vendor quoted polyurethane foam and the other a silicone.
- Long Term Lease – Still working on it! Our current lease ends when the mitigation is done.
  - Gorre – Is there a particular “choke point”
    - Quinn – Nothing in particular, the County has asked a lot of questions about the improvements done and what the facility is used for, the process is slow.

### **Board Member Comments and Questions:**

Incorporated within

**Meeting Adjourned:** 1:29 pm

Attested to:



Kelly Rowley, Clerk of the Board

City of  
**SACRAMENTO**  
Police Department

KATHERINE LESTER  
Chief of Police

5770 Freeport Blvd., Suite 100  
Sacramento, CA 95822-3516

(916) 808-0800  
Fax: (916) 808-0818  
www.sacpd.org

February 10, 2022  
Ref: COP 2-4

Stephen Quinn, Executive Director  
Northern California Regional Public Safety Training Authority  
2409 Dean Street, Suite 119  
McClellan, CA 95652


Re: Change in Board Member Assignment

Dear Mr. Quinn:

Effective February 12, 2022, Deputy Chief Adam Green will serve on the Northern California Regional Public Safety Joint Powers Authority Board of Directors, representing the City of Sacramento Police Department.

Deputy Chief Adam Green will be the primary representative and Captain Rudy Chan will be the alternate representative.

Sincerely,



Katherine Lester  
Chief of Police

KL:ce

*The Mission of the Sacramento Police Department is to work in partnership with the Community, to protect life and property, solve neighborhood problems, and enhance the quality of life in our City.*

	As of 1/31/21		BUDGET		VARIANCE		%
	(A)	(B)	(C)	(D)	(E)	(F)	
1 CONTRIBUTIONS, GIFTS, GRANTS	\$ 519,135.12	\$ 692,180.10	\$ 173,044.98	\$ 575,385.30	\$ 767,180.10	\$ 191,794.80	75.00%
3 CONTRIBUTIONS - IN-KIND LOS RIOS		67,100.00	67,100.00		67,100.00	67,100.00	0.00%
5 RENTS, LEASES	125,626.19	140,000.00	14,373.81	144,680.69	193,022.75	48,342.06	74.96%
6 INTEREST, INVESTMENTS	35,081.37	-	(35,081.37)	3,783.87	-	(3,783.87)	
7 OTHER GOVT REVENUE	600,497.98	75,000.00	(825,497.98)	44,829.00	116,500.00	71,671.00	38.48%
8 ICI CONTRACT COURSE REVENUE		1,098,630.15	1,098,630.15	433,450.97	1,031,435.40	597,984.43	42.02%
9 OTHER LOCAL REVENUE	3,171.16	18,100.00	14,928.84	4,043.09	18,100.00	14,056.91	22.34%
10 Total Revenues	\$ 1,283,511.82	\$ 2,091,010.25	\$ 807,498.43	\$ 1,206,172.92	\$ 2,193,338.25	\$ 987,165.33	54.99%
10a Contributions from Reserves							
10b REVISED TOTAL		\$ 2,091,010.25		\$ 1,206,172.92	\$ 2,193,338.25		

	As of 1/31/21		BUDGET		VARIANCE		%
	(A)	(B)	(C)	(D)	(E)	(F)	
11 REGULAR SALARIES	\$ 174,549.80	\$ 349,935.12	\$ 175,385.32	\$ 174,612.89	\$ 409,357.12	\$ 234,744.23	42.66%
12 IN-KIND SALARIES/BENEFITS		67,100.00	-				
13 WORKER'S COMPENSATION	12,214.19	12,214.19	0.00	11,346.96	13,006.00	1,659.04	87.24%
14 ALLOCATED BENEFITS	13,340.95	42,000.00	28,659.05	18,255.79	85,000.00	66,744.21	21.48%
15 INSTRUCTIONAL MEDIA/MATERIALS	10,292.06	33,256.55	-	5,355.30	14,811.35	9,456.05	36.16%
16 INSTRUCTIONAL - PRINTING	6,400.26	4,000.00	(2,400.26)	717.86	10,665.43	9,947.57	6.73%
17 INSTRUCTIONAL - BOOKS	51,709.12	60,000.00	-	62,834.71	75,922.60	13,087.89	82.76%
18 NON-INSTRUCTIONAL SUPPLIES	21,842.37	39,000.00	17,157.63	31,869.29	47,228.42	15,359.13	67.48%
19 NON-INSTRUCTIONAL PRINTING	851.65	1,000.00	148.35	704.79	2,000.00	1,295.21	35.24%
20 TOOLS	7,173.15	12,000.00	4,826.85	6,089.84	12,000.00	5,910.16	50.75%
21 CONTRACTS - PERSONAL SERVICES	446,427.00	632,880.00	186,453.00	370,151.00	716,803.75	346,652.75	51.64%
22 TRAVEL AND CONFERENCE	28,933.10	85,751.80	56,818.70	29,060.96	62,572.00	33,511.04	46.44%
23 DUES & MEMBERSHIPS	1,482.00	2,000.00	518.00	1,556.00	2,000.00	444.00	77.80%
24 INSURANCE	59,309.46	59,382.70	73.24	48,277.58	52,750.00	4,472.42	91.52%
25 UTILITIES AND HOUSKEEPING SVCS	2,396.82	53,300.00	50,903.18	23,947.88	53,300.00	29,352.12	44.93%
26 ELECTRIC	65,914.15	120,000.00	54,085.85	66,319.26	120,000.00	53,680.74	55.27%
27 GAS	18,565.03	40,000.00	21,434.97	23,058.17	40,000.00	16,941.83	57.65%
28 SEWER	3,346.64	10,000.00	6,653.36	7,650.71	10,000.00	2,349.29	76.51%
29 TRASH	3,034.96	4,000.00	965.04	3,098.62	5,000.00	1,901.38	61.97%
30 PEST CONTROL	1,050.00	2,000.00	950.00	1,050.00	2,000.00	950.00	52.50%
31 JANITORIAL SERVICES	42,498.00	50,000.00	7,502.00	30,160.00	60,000.00	29,840.00	50.27%
32 ALARM MONITORING	1,530.00	2,500.00	970.00	1,740.00	2,500.00	760.00	69.60%
33 WATER	17,382.61	30,000.00	12,617.39	20,975.30	30,000.00	9,024.70	69.92%
34 LANDSCAPING SERVICES	14,636.09	28,000.00	13,363.91	14,636.09	30,000.00	15,363.91	48.79%
35 REPAIRS	37,426.92	76,000.00	38,573.08	21,930.94	76,000.00	54,069.06	28.86%
36 RENTS AND LEASES	939.00	118,144.50	117,205.50	939.00	3,000.00	2,061.00	31.30%
37 AUDITS	14,200.00	14,500.00	300.00	14,600.00	14,600.00	-	100.00%
38 POSTAGE	587.55	1,175.00	587.45	139.15	1,855.00	1,715.85	7.50%
39 OTHER OPERATIONAL EXPENSES	9,792.25	15,050.00	5,257.75	13,910.82	22,300.00	8,389.18	62.38%
40 LEASEHOLD IMPROVEMENTS	32,466.78	125,820.39	93,353.61	21,723.55	250,000.00	228,276.45	8.69%
40a CAPITALIZED EQUIPMENT	9,245.81			8,504.15			
DEPRECIATION	5.00						
Total Expenses	\$ 1,109,542.72	\$ 2,091,010.25	\$ 892,362.97	\$ 1,035,216.61	\$ 2,224,671.67	\$ 1,189,455.06	46.53%
41							

FY 21-22 REVENUE DETAIL

Contributions - Member Agencies	575,385.30	575,385.30
Interest on Investments	3,783.87	3,783.87
Classrooms, Mat Rooms, Obstacle Course, Modulers	80,050.00	
Tactical Village	26,806.25	
Range 1	16,193.75	
Range 2	87.50	
Range 3	10,762.50	
Shoothouse	10,780.69	144,680.69
Basic SWAT Course	32,350.00	
SWAT Team Leader Course	1,500.00	
Simunitions Course/RSO Course/Slots	1,654.00	
Tactical Village - TSO - ShootHouse RSO	9,325.00	44,829.00
POST (ADDTL Contract)	5,850.00	
ICI POST Contract (includes non-reimbursible students)	378,713.42	
ICI - Indirect Fees	48,887.55	433,450.97
Canteen, CC Processing Fee, MISC, Refunds and recycling	4,043.09	
Liberty/Miwall - Brass Recycling	-	4,043.09
	<b>\$ 1,206,172.92</b>	<b>\$ 1,206,172.92</b>

**No Calif Regional Public Safety Training**  
Statement of Activities (YTD) (Columnar, Landscape)

As of 1/31/2022

	MEMBER AGENCY CONTRIBUTI	FACILITY USE FEES	MISC - NON GOV'T REVENUE	ICI - INDIRECT FEES	Total
<b>Revenues</b>					
CONTRIBUTIONS, GIFTS, GRANTS	\$325,385.30				\$325,385.30
RENTS, LEASES		\$145,530.69			145,530.69
INTEREST, INVESTMENTS			\$3,783.87		3,783.87
OTHER GOV'T REVENUE			9,325.00	\$48,887.55	58,212.55
OTHER LOCAL REVENUE			4,043.09		4,043.09
Total Revenues	<u>\$325,385.30</u>	<u>\$145,530.69</u>	<u>\$17,151.96</u>	<u>\$48,887.55</u>	<u>\$536,955.50</u>
<b>Expenses</b>					
REGULAR SALARIES	\$115,317.89				\$115,317.89
WORKER'S COMPENSATION	11,346.96				11,346.96
ALLOCATED BENEFITS	18,255.79				18,255.79
NON-INSTRUCTIONAL SUPPLIES	21,053.14				21,053.14
NON-INSTRUCTIONAL PRINTING	704.79				704.79
TOOLS	1,550.70				1,550.70
TRAVEL AND CONFERENCE	365.56				365.56
DUES AND MEMBERSHIPS	1,556.00				1,556.00
INSURANCE	48,277.58				48,277.58
UTILITIES AND HOUSKEEPING SVCS	23,947.88				23,947.88
ELECTRIC	66,319.26				66,319.26
GAS	23,058.17				23,058.17
SEWER	7,650.71				7,650.71
TRASH	3,098.62				3,098.62
PEST CONTROL	1,050.00				1,050.00
JANITORIAL SERVICES	30,160.00				30,160.00
ALARM MONITORING	1,740.00				1,740.00
WATER	20,975.30				20,975.30
LANDSCAPING SVCS	14,636.09				14,636.09
REPAIRS	21,930.94				21,930.94
RENTS AND LEASES	939.00				939.00
AUDIT SERVICES	14,600.00				14,600.00
POSTAGE	(55.00)				(55.00)
OTHER OPERATIONAL EXPENSES	12,785.82				12,785.82
Total Expenses	<u>\$491,492.90</u>	<u>\$0.00</u>	<u>\$0.00</u>	<u>\$0.00</u>	<u>\$491,492.90</u>
			<b>REVENUES OVER EXPENDITURES</b>		<b>\$45,462.60</b>

**No Calif Regional Public Safety Training**  
**Statement of Activities (YTD) (Columnar, Landscape)**

As of 1/31/2022

	<b>MEMBER AGENCY CONTRIBUTI</b>	<b>Total</b>
<b><u>Revenues</u></b>		
CONTRIBUTIONS, GIFTS, GRANTS	\$250,000.00	\$250,000.00
Total Revenues	\$250,000.00	\$250,000.00
<b><u>Expenses</u></b>		
BLDG LEASEHOLD IMPROVEMENTS	21,723.55	21,723.55
EQUIPMENT - CAPITALIZED	8,504.15	8,504.15
Total Expenses	\$30,227.70	\$30,227.70
<b>PROJECTS</b>		
1. Audio Visual Upgrades	\$ 8,504.15	
2. CSI Buildings	\$ 4,901.55	
3. B603 Fencing Project	\$ 16,822.00	
	\$ 30,227.70	
<b>CAPITAL IMPROVEMENT BUDGET</b>		
TOTAL BUDGET	\$ 250,000.00	
AMOUNT SPENT YTD	\$ 30,227.70	
	\$ 219,772.30	



**No Calif Regional Public Safety Training**  
**Statement of Activities (YTD) (Columnar, Landscape)**

As of 1/31/2022

	HOSTED "SLOTS"	PRINCIPLED POLICING CONTRACT	POST TLO CONTRACT
<b><u>Revenues</u></b>			
OTHER GOV'T REVENUE	\$1,654.00	\$5,850.00	
Total Revenues	\$1,654.00	\$5,850.00	\$0.00
<b><u>Expenses</u></b>			
CONTRACTS - PERSONAL SERVICES		\$5,850.00	\$7,375.00
Total Expenses	\$0.00	\$5,850.00	\$7,375.00
<b>INDIRECT FEES</b>		<b>\$ 585.00</b>	

**No Calif Regional Public Safety Training**  
**Statement of Activities (YTD) (Columnar, Landscape)**

As of 1/31/2022

	BASIC SWAT 10/11-22/21	BASIC SWAT 2/7- 18/22	SWAT TEAM LEADER 4/18- 22/22	BASIC SWAT 5/2-13/22
<b><u>venues</u></b>				
OTHER GOV'T REVENUE	\$22,150.00	\$5,950.00	\$1,500.00	\$4,250.00
Total Revenues	<u>\$22,150.00</u>	<u>\$5,950.00</u>	<u>\$1,500.00</u>	<u>\$4,250.00</u>
<b><u>expenses</u></b>				
INSTRUCTIONAL - MEDIA/MATERIAL	\$178.00	\$178.00	\$133.50	\$178.00
NON-INSTRUCTIONAL SUPPLIES	206.00	119.17	56.13	205.98
CONTRACTS - PERSONAL SERVICES	12,720.00			
OTHER OPERATIONAL EXPENSES			1,125.00	
Total Expenses	<u>\$13,104.00</u>	<u>\$297.17</u>	<u>\$1,314.63</u>	<u>\$383.98</u>
Revenue over Expenditures	\$9,046.00			
% of Revenue	59%			

No Calif Regional Public Safety Training  
Statement of Activities (YTD) (Columnar, Landscape)

As of 1/31/2022

PRINCIPLED  
POLICING  
COURSES

Revenues

Total Revenues	<u>\$0.00</u>
----------------	---------------

Expenses

REGULAR SALARIES	\$685.00
INSTRUCTIONAL - MEDIA/MATERIAL	267.00
NON-INSTRUCTIONAL SUPPLIES	712.10
CONTRACTS - PERSONAL SERVICES	14,400.00
TRAVEL AND CONFERENCE	4,350.29
Total Expenses	<u>\$20,414.39</u>



**No Calif Regional Public Safety Training**  
**AR Customer Aging by Invoice Date (Summary)**  
 Report Date: 01/31/2022

Cust ID	Customer Name	Days Old					Balance
		0 - 30 01/01 - 01/31	31 - 60 12/02 - 12/31	61 - 90 11/02 - 12/01	91 - 120 10/03 - 11/01	121 + all prior -	
ABC001	Dept. of Alcohol	\$1,525.00	\$800.00	\$700.00	\$1,100.00	\$2,312.50	\$6,437.50
CBP001	U.S Customs and Border Protect	\$0.00	\$0.00	\$0.00	\$0.00	\$0.00	\$0.00
CDCR01	CDCR - OCS	\$7,600.00	\$3,600.00	\$0.00	\$3,600.00	\$0.00	\$14,800.00
CDHCS1	DEPT OF HEALTH CARE SVCS	\$3,750.00	\$0.00	\$0.00	\$0.00	\$0.00	\$3,750.00
CDSH01	CA DEPT. OF STATE	\$0.00	\$3,600.00	\$0.00	\$0.00	\$0.00	\$3,600.00
CHP001	CALIFORNIA HIGHWAY PATROL	\$21,000.00	\$31,517.09	\$0.00	\$0.00	\$4,000.00	\$56,517.09
CHPD01	Citrus Heights Police Dept.	\$287.50	\$215.64	\$0.00	\$0.00	\$0.00	\$503.14
CHPIC1	California Highway Patrol	\$0.00	\$0.00	\$0.00	\$0.00	\$0.04	\$0.04
CLOT01	CALIFORNIA STATE LOTTERY	\$1,800.00	\$0.00	\$0.00	\$0.00	\$0.00	\$1,800.00
COS001	County of Sacramento-OES	\$0.00	\$0.00	\$0.00	\$0.00	\$0.00	\$0.00
COS006	COUNTY OF SACRAMENTO	\$1,400.00	\$0.00	\$0.00	\$0.00	\$0.00	\$1,400.00
DCA001	DEPARTMENT OF CONSUMER	\$0.00	\$0.00	\$287.50	\$500.00	\$0.00	\$787.50
DCA002	DEPARTMENT OF CANNABIS	\$0.00	\$487.50	\$0.00	\$0.00	\$1,837.50	\$2,325.00
DMC001	DEPARTMENT OF MOTOR	\$0.00	\$250.00	\$0.00	\$0.00	\$0.00	\$250.00
DOI001	DEPARTMENT OF INSURANCE	\$0.00	\$125.00	\$0.00	\$0.00	\$0.00	\$125.00
DOJ001	Department of Justice	\$0.00	\$0.00	\$100.00	\$0.00	\$0.00	\$100.00
DOJ002	Department of Justice	\$100.00	\$0.00	\$0.00	\$400.00	\$300.00	\$800.00
DOJ005	Department of Justice	\$0.00	\$0.00	\$0.00	\$0.00	\$0.00	\$0.00
DOJ009	DEPARTMENT OF JUSTICE	\$0.00	\$0.00	\$0.00	\$0.00	\$500.00	\$500.00
DTSC01	DEPT OF TOXIC SUB. CONTROL	\$0.00	\$250.00	\$0.00	\$0.00	\$0.00	\$250.00
DVA001	Department of Veterans Affairs	\$1,212.50	\$0.00	\$0.00	\$0.00	\$0.00	\$1,212.50
DVA002	Dept. of Veterans Affairs OIG	\$0.00	\$0.00	\$0.00	\$0.00	\$0.00	\$0.00
FBI001	Federal Bureau Investigation-H	\$0.00	\$0.00	\$0.00	\$0.00	\$0.00	\$0.00
FEMA01	Federal Emergency Mgmt. Agency	\$0.00	\$0.00	\$0.00	\$0.00	\$0.00	\$0.00
FTB001	Franchise Tax Board	\$0.00	\$0.00	\$700.00	\$0.00	\$0.00	\$700.00
GCSO01	GLENN COUNTY SHERIFF'S	\$1,800.00	\$0.00	\$0.00	\$0.00	\$0.00	\$1,800.00
GVP001	GRASS VALLEY POLICE	\$0.00	\$0.00	\$850.00	\$0.00	\$0.00	\$850.00
IRS002	Internal Revenue Service	\$0.00	\$0.00	\$0.00	\$0.00	\$0.00	\$0.00
LRC001	LRCDD	\$62,681.70	\$0.00	\$0.00	\$62,681.70	\$62,681.70	\$188,045.10
MBC001	DEPARTMENT OF CONSUMER	\$0.00	\$0.00	\$0.00	\$0.00	\$0.00	\$0.00
MCS001	Mendocino County Sheriff	\$0.00	\$0.00	\$0.00	\$0.00	\$0.00	\$0.00
MPD001	Modesto Police Department	\$0.00	\$0.00	\$0.00	\$0.00	\$850.00	\$850.00
MSD001	Merced Co Sheriff Dept	\$0.00	\$1,700.00	\$0.00	\$0.00	\$0.00	\$1,700.00
POST01	COMMISSION ON P.O.S.T.	\$177,892.61	\$0.00	\$0.00	\$0.00	\$0.00	\$177,892.61
PT0001	Pinnacle Tactical	\$1,125.00	\$0.00	\$0.00	\$0.00	\$0.00	\$1,125.00
RIDE001	RideWell Motorcycle Training	\$0.00	\$0.00	\$0.00	\$0.00	\$0.00	\$0.00
SAC001	CITY OF SACRAMENTO	\$62,681.70	\$0.00	\$630.00	\$0.00	\$61,181.70	\$124,493.40
SAC002	City of Sacramento - SFD	\$62,681.70	\$0.00	\$0.00	\$0.00	\$0.00	\$62,681.70
SAC003	City of Sacramento-UASI	\$0.00	\$0.00	\$0.00	\$0.00	\$0.00	\$0.00
SAN001	Santa Rosa Police Department	\$0.00	\$0.00	\$0.00	\$2,187.50	\$0.00	\$2,187.50
SCS001	Solano County Sheriff Office	\$875.00	\$0.00	\$0.00	\$0.00	\$0.00	\$875.00
SSA001	SSA/OIG/OI	\$0.00	\$437.50	\$0.00	\$0.00	\$750.00	\$1,187.50
SSD001	Sacramento Sheriff Department	\$0.00	\$1,100.00	\$0.00	\$2,100.00	\$0.00	\$3,200.00
SVSP001	SALINAS VALLEY STATE	\$0.00	\$0.00	\$0.00	\$0.00	\$375.00	\$375.00
UCD001	UC Davis Police Department	\$0.00	\$0.00	\$0.00	\$0.00	\$1,400.00	\$1,400.00
UPPD01	Union Pacific PD	\$0.00	\$0.00	\$0.00	\$0.00	\$262.50	\$262.50
USAF01	United States Air Force Base	\$0.00	\$0.00	\$0.00	\$0.00	\$2,550.00	\$2,550.00
USAF02	UNITED STATES AIR FORCE	\$100.00	\$100.00	\$0.00	\$25.00	\$200.00	\$425.00
USM001	US MARSHALS SERVICE	\$0.00	\$0.00	\$0.00	\$0.00	\$0.00	\$0.00
VPD001	Vacaville Police Department	\$2,550.00	\$0.00	\$0.00	\$0.00	\$0.00	\$2,550.00
VPD002	Vallejo Police Department	\$0.00	\$0.00	\$0.00	\$500.00	\$0.00	\$500.00
YUB001	YUBA COUNTY SHERIFF'S	\$1,700.00	\$0.00	\$0.00	\$0.00	\$0.00	\$1,700.00
<b>AGING TOTALS:</b>		<b>\$412,762.71</b>	<b>\$44,182.73</b>	<b>\$3,267.50</b>	<b>\$73,094.20</b>	<b>\$139,200.94</b>	<b>\$672,508.08</b>

**MEMBER AGENCIES \$375,220.20**  
**OUTSIDE AGENCIES \$297,287.88**

## No Calif Regional Public Safety Training

## Statement of Cash Flows Worksheet

For the period ended 1/31/2022

	<u>Year to Date</u>
<b><u>Cash Flows from Operating Activities</u></b>	
Change in net assets	\$170,956.31
<b><u>Adjustments</u></b>	
<u>(To convert net assets to cash basis)</u>	
Increase in Current Year Receivables	(\$408,761.65)
Decrease in Accounts Receivable-Prior Year	\$25,662.36
Decrease in Prepaid Expenses	\$54,796.97
Increase in Accounts Payable Module-Vendor	\$42,961.28
Decrease in Accounts Payable-Prior Year	(\$50,592.85)
Decrease in DEFERRED REVENUE	(\$6,660.85)
<b>Total Adjustments</b>	<b>(\$342,594.74)</b>
<b>Net Cash used by Operating activities</b>	<b>(\$171,638.43)</b>
<b><u>Cash Flows from Investing Activities</u></b>	
Net Cash Used by Investing Activities	\$0.00
<b><u>Net Increase (Decrease) in Cash</u></b>	<b>(\$171,638.43)</b>
<b><u>Cash and Cash Equivalents at Beginning of Period</u></b>	<b>\$1,894,088.00</b>
<b><u>Cash and Cash Equivalents at End of Period</u></b>	<b>\$1,722,449.57</b>
CASH IN BANK	\$ 1,140,823.49
CASH IN UBS ACCOUNT	\$ 7,050.88
INVESTMENT ACCOUNT	\$ 574,575.20
	<u>\$ 1,722,449.57</u>