

NORTHERN CALIFORNIA REGIONAL PUBLIC SAFETY TRAINING AUTHORITY

JPA Board of Directors - Agenda


Thursday May 23, 2024 – 11:00 am

Zoom Meeting – <https://lrccd.zoom.us/j/88993090086>

PUBLIC MEETING

- I. Call to Order
- II. Pledge of Allegiance
- III. Public comment on agenda/non-agenda items – None scheduled
- IV. Consent Agenda
 - Approve – NCRPSTA Board Meeting Action Summary – February 22, 2024
 - Approve – No Quorum Board Summary – March 28, 2024
 - Approve – No Quorum Board Summary – April 25, 2024
 - Approve – Signatory change for First Northern Bank account – This will remove Captain Marnie Stigerts and replace with Acting Captain Neil Cybulski. Stephen Quinn will remain as the primary signatory
 - Receive – Correspondence from SPD appointing Deputy Chief Greg Halstead as the primary representative and Acting Captain Neil Cybulski as the alternate.
- V. Presentations
 - NCRPSTA – Financials for the period ending 04/30/24
 - NCRPSTA – Aging Report for the period ending 04/30/24
 - NCRPSTA – Statement of Cash Flows for the period ending 04/30/24
 - Receive Presentation – Ms. Kelly Rowley
 - NCRPSTA Facilities Report
 - Receive Presentation – Mr. Jack Stehno
 - Draft Budget for Fiscal Year 2024-2025
 - Receive Presentation – Mr. Stephen Quinn
- VI. Action Items
 - Public Bid for the Crime Scene Scenario Building – Staff report attached
 - Receive Presentation – Mr. Stephen Quinn
 - **Recommendation:** Authorize Executive Director to reject all bids from the contractors and to pursue a less costly option for the additional training space.
- VII. Executive Directors Report
- VIII. Board Member Questions and Comments
- IX. Future Agenda Items
 - Solar Project – Postponed indefinitely
- X. Meeting Schedule
 - NCRPSTA Inter-Agency Planning Team – June 3rd and 17th
 - NCRPSTA Board of Directors – June 27, 2024
- XI. Adjournment

Posted May 17, 2024 – 2:00 pm



Kelly Rowley, Clerk of the Board

NORTHERN CALIFORNIA REGIONAL PUBLIC SAFETY TRAINING AUTHORITY

Meeting Summary - JPA Board of Directors
Thursday February 22, 2024 – 11:00 am
Zoom Meeting

Call to Order: 11:01 am

Roll Call: Mr. John McCormack (LRCCD/ARC), Captain Marnie Stigerts (SPD), Assistant Chief Patrick Costamagna (SFD) and Mr. Stephen Quinn, Executive Director

Pledge of Allegiance:

Public Comment: None received

Consent Agenda

- Approve – NCRPSTA Board Meeting Action Summary – January 25, 2024

A motion to approve the consent agenda was made by Mr. McCormack, seconded by Captain Stigerts, all in favor, motion passes.

Presentations/Discussion:

NCRPSTA Financial Report

- Board Members were provided financial reports for the period 01/31/24

NCRPSTA Facilities Report

- B685 – Warehouse – High winds peeled a 15 ft. portion of the roof. Repairs have been made; damage was minor.
- B683 – 100 foot of fence line came down, fortunately, USA Fence was able to get this repaired quickly.
- Campus – all of the water back flow preventers have been inspected, there were no defects.
- B686 – East side – wash pit is not draining – repairs have come in a little high, we are going to look at capping the drain.
 - Quinn – To pave and slope the area would be about 18k versus 27k to fix
- Campus – General wear and tear fixes have been made.

Action Items:

No Action items.

Executive Director's Report/Training Report:

- ICI Program –2-week Core course and OIS done, currently we will have a Sexual Assault, OIS and a CORE course in March.
- Academies – Academies are all in full swing.
- POST Contract – Intact for now, despite a 73-billion-dollar state budget deficit.
- CSI Buildings – We are out to bid. The announcement went out to several regional newspapers. Cost at this time is unknown. The Board will have final approval of the successful bidder.
- The Executive PIO Course will be held in late January, we currently have 26 students.
- Long term lease – nothing new to report.

NORTHERN CALIFORNIA REGIONAL PUBLIC SAFETY TRAINING AUTHORITY

Meeting Summary - JPA Board of Directors
Thursday February 22, 2024 – 11:00 am
Zoom Meeting


- Capital Improvement budget to be submitted for approval by the board when the cost of the CSI building is known.

Board Member Comments and Questions:

None received.

Meeting Adjourned: 11:17 am

Attested to:

A handwritten signature in black ink, appearing to read "Kelly Rowley", written over a horizontal line.

Kelly Rowley, Clerk of the Board

NORTHERN CALIFORNIA REGIONAL PUBLIC SAFETY TRAINING AUTHORITY

Meeting Summary - JPA Board of Directors
Thursday March 28, 2024 – 11:00 am
Zoom Meeting

NO QUORUM

Call to Order: 11:05 am

Roll Call: DC Greg Halstead (SPD), Assistant Chief Michael Taylor (SFD) and Mr. Stephen Quinn, Executive Director

Pledge of Allegiance:

Public Comment: None received

Consent Agenda

- Items moved to April 25, 2024 Board Meeting

Presentations/Discussion:

NCRPSTA Financial Report

- Board Members were provided financial reports for the period 02/29/2024

NCRPSTA Facilities Report

- B683 – Wind storm damage to the roof deck, fortunately the damage was minor and easily repaired.
- Campus – recruit entry gate on the north east corner of the building, locking mechanism and handle have been replaced.
- Campus – We are having an electrician troubleshooting B684 south side lights. More to follow.

Action Items:

No Action items.

Executive Director's Report/Training Report:


- ICI Program –2-week Core course and Sexual Assault have been completed.
- Academies – Academies are all in full swing.
- April 5th we hosted "SWAT Day", there were about 220 SWAT Operators. Several vendors participated to show their wares. This used to be an annual thing, so we are glad to have it back.
- CSI Buildings – We are out to bid. Ground walk has been completed. Several questions have been raised; therefore, we have extended the deadline for submission to April 1st, with a bid opening on April 2nd. Guessing the project will cost about \$400k~
- POST – ICI Contract has been approved, without any revisions.
- Los Rios is to start their modular academy in April.
- With regard to the aging report, there are no concerns.

Board Member Comments and Questions:

None received.

Meeting Adjourned: 11:19 am

Attested to:)



Kelly Rowley, Clerk of the Board

NORTHERN CALIFORNIA REGIONAL PUBLIC SAFETY TRAINING AUTHORITY

Meeting Summary - JPA Board of Directors
Thursday April 25, 2024 – 11:00 am
Zoom Meeting

NO QUORUM

Call to Order: 11:05 am

Roll Call: DC Greg Halstead (SPD), Dean John McCormack (ARC) and Mr. Stephen Quinn, Executive Director

Pledge of Allegiance:

Public Comment: None received

Consent Agenda

- Items moved to May 23, 2024 Board Meeting

Presentations/Discussion:

NCRPSTA Financial Report

- Board Members were provided financial reports for the period 03/31/24

NCRPSTA Facilities Report

B686 – AC was out for a few hours, flange seal had shredded, which was an easy fix. AC is now working properly.
Obstacle course – dip bar had some wood that rotted out, it has been repaired and replaced with steel.
Building 603 – Working on rehabbing the evaporative coolers, quote is being reviewed as it is six months old.
Range 3 Target System – One of the targets is broken, Mike Pinola will be spear-heading this repair with Action Target.

Action Items:

- Items moved to May 23, 2024 Board Meeting

Executive Director's Report/Training Report:


- ICI Program –2-week Homicide course and Child Abuse course have been completed.
- Academies – Academies are all in full swing.
- April 5th. we hosted "SWAT Day", there were about 220 SWAT Operators. Several vendors participated to show their wares. This used to be an annual thing, so we are glad to have it back.
- SFD – Conducting a MOBEX drill here on campus that will last 36 hours.
- Basic SWAT – This is the second week of the Basic SWAT course. One incident to report, there was an accidental discharge, one of the students did not have their firearm properly stored.
- Long Term Lease – Status quo, nothing new to report.

Board Member Comments and Questions:

None received.

Meeting Adjourned: 11:20 am

Attested to:)



Kelly Rowley, Clerk of the Board



Northern California Regional Public Safety Training Authority

2409 Dean Street, Suite 116 McClellan, CA 95652

• Phone (916) 808-3669 • Fax (916) 640-0018

www.ncrpsta.com

Stephen Quinn
Executive Director

Dr. Lisa Cardoza
Deputy Chief Michael Taylor
Deputy Chief Greg Halstead

ARC/Los Rios Community College District
Sacramento Fire Department
Sacramento Police Department

05/17/2024

RE: First Northern Bank – Authorized Signers
Account Number: 100013964

To whom it may concern,

This letter is to confirm a change in the authorized signers. Stephen R. Quinn, Executive Director, will remain as the primary signatory. Acting Captain Neil Cybulski will replace Captain Marnie Stigerts as the secondary signer.

This item will be ratified on the consent agenda at the May 23rd NCRPSTA Board of Directors meeting.

Should you have any questions or concerns you can reach out to Deputy Chief Greg Halstead, Board President, at 916-808-0831.

Regards,

A handwritten signature in black ink, appearing to read "Kelly Rowley".

Kelly Rowley
NCRPSTA – Business Services Manager
NCRPSTA – Clerk of the Board

NORTHERN CALIFORNIA REGIONAL PUBLIC SAFETY TRAINING AUTHORITY - Statement of Revenues and Expenditures

as of 04/30/2024

	As of 04/30/23	BUDGET	VARIANCE	%	As of 04/30/24	BUDGET	VARIANCE	%
	(A)	(B)	(C)		(D)	(E)	(F)	
Revenues								
1 CONTRIBUTIONS, GIFTS, GRANTS	\$ 767,270.40	\$ 767,180.10	\$ (90.30)	100.01%	\$ 767,180.40	\$ 767,180.10	\$ (0.30)	100.00%
3 CONTRIBUTIONS - IN-KIND LOS RIOS		67,100.00	67,100.00	0.00%		89,691.47	89,691.47	0.00%
5 RENTS, LEASES	248,338.77	183,916.25	(64,422.52)	135.03%	256,632.49	232,000.00	(24,632.49)	110.62%
6 INTEREST, INVESTMENTS	7,806.61	-	(7,806.61)		9,527.30	-	(9,527.30)	
7 OTHER GOVT REVENUE	1,180,375.74	125,000.00	(1,055,375.74)	944.30%	128,700.25	135,000.00	6,299.75	95.33%
8 ICI CONTRACT COURSE REVENUE		913,506.87	913,506.87	67.37%	719,801.56	1,068,433.34	348,631.78	67.37%
9 OTHER LOCAL REVENUE	20,950.60	18,250.00	(2,700.60)	114.80%	48,534.66	13,000.00	(35,534.66)	373.34%
10 Total Revenues	\$ 2,074,953.22	\$ (149,788.90)	\$ 1,925,164.32	0.00%	\$ 1,930,376.66	\$ 2,305,304.91	\$ 374,928.25	83.74%
10a Contributions from Reserves	\$ 124,264.65	\$ 124,264.65						
10b REVISED TOTAL	\$ 2,224,742.12	\$ 2,199,217.87	\$ (25,524.25)		\$ 1,930,376.66	\$ 2,305,304.91		

	As of 04/30/23	BUDGET	VARIANCE	%	As of 04/30/24	BUDGET	VARIANCE	%
	(A)	(B)	(C)		(D)	(E)	(F)	
Expenses								
11 REGULAR SALARIES	\$ 309,946.66	\$ 443,117.58	\$ 133,170.92	69.95%	\$ 306,538.63	\$ 472,842.69	\$ 166,304.06	64.83%
12 IN-KIND SALARIES/BENEFITS								
13 WORKER'S COMPENSATION	10,755.12	11,227.00	471.88	95.80%	6,774.91	12,000.00	5,225.09	56.46%
14 ALLOCATED BENEFITS	64,713.58	85,000.00	20,286.42	76.13%	63,622.10	107,000.00	43,377.90	59.46%
15 INSTRUCTIONAL MEDIA/MATERIALS								
16 INSTRUCTIONAL - PRINTING	5,885.17		(5,885.17)		1,444.08		(1,444.08)	
17 INSTRUCTIONAL - BOOKS					0.00			
18 NON-INSTRUCTIONAL SUPPLIES	52,216.26	117,028.35	64,812.09	44.62%	46,932.88	104,000.00	57,067.12	45.13%
19 NON-INSTRUCTIONAL PRINTING	655.30	2,000.00	1,344.70	32.77%	458.93	2,000.00	1,541.07	22.95%
20 TOOLS	6,651.24	9,500.00	2,848.76	70.01%	7,694.93	9,500.00	1,805.07	81.00%
21 CONTRACTS - PERSONAL SERVICES	589,462.01	606,795.00	17,332.99	97.14%	553,734.00	849,782.46	296,048.46	65.16%
22 TRAVEL AND CONFERENCE	56,674.32	65,951.50	9,277.18	85.93%	61,877.33	83,500.00	21,622.67	74.10%
23 DUES & MEMBERSHIPS	1,874.00	2,500.00	626.00	74.96%	1,715.00	2,500.00	785.00	68.60%
24 INSURANCE	52,560.39	55,000.00	2,439.61	95.56%	63,711.04	64,500.00	788.96	98.78%
25 UTILITIES AND HOUSEKEEPING SVCS	25,563.56	54,700.00	29,136.44	46.73%	24,779.47	54,700.00	29,920.53	45.30%
26 ELECTRIC	97,730.54	135,000.00	37,269.46	72.39%	102,259.30	135,000.00	32,740.70	75.75%
27 GAS	45,014.02	40,000.00	(5,014.02)	112.54%	39,412.00	55,000.00	15,588.00	71.66%
28 SEWER	10,915.39	16,000.00	5,084.61	68.22%	10,906.27	16,000.00	5,093.73	68.16%
29 TRASH	4,905.26	6,500.00	1,594.74	75.47%	4,847.08	7,000.00	2,152.92	69.24%
30 PEST CONTROL	1,530.00	2,500.00	970.00	61.20%	1,650.00	2,500.00	850.00	66.00%
31 JANITORIAL SERVICES	35,389.70	60,000.00	24,610.30	58.98%	44,323.57	60,000.00	15,676.43	73.87%
32 ALARM MONITORING	2,550.00	3,000.00	450.00	85.00%	2,640.00	3,000.00	360.00	88.00%
33 WATER	32,970.50	40,000.00	7,029.50	82.43%	30,440.54	40,000.00	9,559.46	76.10%
34 LANDSCAPING SERVICES	22,779.57	31,000.00	8,220.43	73.48%	25,716.92	31,000.00	5,283.08	82.96%
35 REPAIRS	60,641.53	76,000.00	15,358.47	79.79%	68,251.83	73,400.00	5,148.17	92.99%
36 RENTS AND LEASES	1,308.53	6,001.00	4,692.47	21.81%	8,262.42	20,001.00	11,738.58	41.31%
37 AUDITS	15,200.00	15,200.00	0.00	100.00%	15,800.00	15,800.00		100.00%
38 POSTAGE	638.28	600.00	(38.28)	106.38%	850.76	800.00	(50.76)	106.35%
39 OTHER OPERATIONAL EXPENSES	16,102.74	23,750.00	7,647.26	67.80%	26,217.72	27,850.00	1,632.28	94.14%
40 LEASEHOLD IMPROVEMENTS	518,824.27	290,847.44	(227,976.83)	178.38%	111,608.39	55,628.76	(55,979.63)	200.63%
40a CAPITALIZED EQUIPMENT	46,437.16							
DEPRECIATION								
Total Expenses	\$ 2,089,895.10	\$ 2,199,217.87	\$ 155,759.93	95.03%	\$ 1,632,470.10	\$ 2,305,304.91	\$ 672,834.81	70.81%

No Calif Regional Public Safety Training
Statement of Activities (YTD) (Columnar, Landscape)

As of 4/30/2024

	MEMBER AGENCY CONTRIBUTIO	MEMBER AGENCY REIMBURSEMEN	FACILITY USE FEES	MISC - NON GOV'T REVENUE	ICI - INDIRECT FEES	Total
Revenues						
CONTRIBUTIONS, GIFTS, GRANTS	\$767,180.40					\$767,180.40
RENTS, LEASES			\$255,432.49			255,432.49
INTEREST, INVESTMENTS				\$9,527.30		9,527.30
OTHER GOV'T REVENUE		\$27,073.57		15,700.25	\$97,905.29	140,679.11
OTHER LOCAL REVENUE	480.11			20,500.87		20,980.98
Total Revenues	\$767,660.51	\$27,073.57	\$255,432.49	\$45,728.42	\$97,905.29	\$1,193,800.28
Expenses						
REGULAR SALARIES	\$223,001.13					\$223,001.13
WORKER'S COMPENSATION	6,774.91					6,774.91
ALLOCATED BENEFITS	63,622.10					63,622.10
NON-INSTRUCTIONAL SUPPLIES	36,547.67					36,547.67
NON-INSTRUCTIONAL PRINTING	458.93					458.93
TOOLS	3,952.80					3,952.80
TRAVEL AND CONFERENCE	151.48					151.48
DUES AND MEMBERSHIPS	1,715.00					1,715.00
INSURANCE	63,711.04					63,711.04
UTILITIES AND HOUSKEEPING SVCS	24,779.47					24,779.47
ELECTRIC	102,259.30					102,259.30
GAS	39,412.00					39,412.00
SEWER	10,906.27					10,906.27
TRASH	4,847.08					4,847.08
PEST CONTROL	1,650.00					1,650.00
JANITORIAL SERVICES	44,323.57					44,323.57
ALARM MONITORING	2,640.00					2,640.00
WATER	30,440.54					30,440.54
LANDSCAPING SVCS	25,716.92					25,716.92
REPAIRS	68,251.83					68,251.83
RENTS AND LEASES	1,812.42					1,812.42
AUDIT SERVICES	15,800.00					15,800.00
POSTAGE	812.50					812.50
OTHER OPERATIONAL EXPENSES	22,217.72					22,217.72
BLDG LEASEHOLD IMPROVEMENTS	111,608.39					111,608.39
Total Expenses	\$907,413.07	\$0.00	\$0.00	\$0.00	\$0.00	\$907,413.07
						REVENUE OVER EXPENDITURES \$286,387.21

No Calif Regional Public Safety Training
Statement of Activities (YTD) (Columnar, Landscape)

As of 4/30/2024

	ICI CURRICULU M UPDATES	PRINCIPLED POLICING	EXECUTIVE PIO
<u>Revenues</u>			
OTHER GOV'T REVENUE	\$92,375.27	\$3,853.67	\$16,500.00
Total Revenues	<u>\$92,375.27</u>	<u>\$3,853.67</u>	<u>\$16,500.00</u>
<u>Expenses</u>			
REGULAR SALARIES	\$1,600.00	\$925.00	
NON-INSTRUCTIONAL SUPPLIES	249.12		
CONTRACTS - PERSONAL SERVICES	57,140.00	2,160.00	\$13,500.00
TRAVEL AND CONFERENCE	26,897.89	768.67	
RENTS AND LEASES	6,450.00		
POSTAGE	38.26		
Total Expenses	<u>\$92,375.27</u>	<u>\$3,853.67</u>	<u>\$13,500.00</u>
INDIRECT FEES	\$ 17,127.58	\$ 770.73	
FACILITY USE FEES	\$ 1,375.00		\$ 3,000.00

**No Calif Regional Public Safety Training
Statement of Activities (YTD) (Columnar, Landscape)**

As of 4/30/2024

	BASIC SWAT 9/11-22/2023	BASIC SWAT 10/30-11/20/2023	BASIC SWAT 3/4- 15/2024	BASIC SWAT 4/15-26/2024	Total
Revenues					
OTHER GOV'T REVENUE	\$28,000 00	\$30,000 00	\$30,000 00	\$25,000 00	\$113,000 00
Total Revenues	<u>\$28,000 00</u>	<u>\$30,000 00</u>	<u>\$30,000 00</u>	<u>\$25,000 00</u>	<u>\$113,000 00</u>
Expenses					
INSTRUCTIONAL - PRINTING	\$76.36	\$81.00		\$80.47	\$237.83
NON-INSTRUCTIONAL SUPPLIES	249.15	324.17	\$324.17	324.17	1,221.66
CONTRACTS - PERSONAL SERVICES	16,960 00	16,480 00	17,440 00	17,440 00	68,320 00
OTHER OPERATIONAL EXPENSES	1,000 00	3,000 00			4,000 00
Total Expenses	<u>\$18,285 51</u>	<u>\$19,885 17</u>	<u>\$16,804 17</u>	<u>\$18,804 64</u>	<u>\$73,779 49</u>
REVENUE OVER EXPENDITURES	\$9,714.49	\$10,114.83	\$13,195.83	\$7,560.00	\$39,220.51

**No Calif Regional Public Safety Training
Statement of Activities (YTD)**

As of 4/30/2024 - ICI PROGRAM

Revenues

OTHER GOVT REVENUE	\$510,847.44
Total Revenues	\$510,847.44

Expenses

REGULAR SALARIES	\$81,012.50
INSTRUCTIONAL - PRINTING	1,206.25
NON-INSTRUCTIONAL SUPPLIES	8,914.43
TOOLS	3,742.13
CONTRACTS - PERSONAL SERVICES	412,614.00
TRAVEL AND CONFERENCE	34,059.29
Total Expenses	\$541,548.60

FY 23-24	PRESENTATI	SUBVENTIO	INDIRECT	FACILITIES	BILLED TO	TOTAL
HOMICIDE 7/10-21/2023	\$ 26,948.54	\$ -	\$ 5,287.27	\$ 6,490.00	\$ 38,725.81	\$ 38,725.81
CORE 7/17-28/2023	\$ 32,124.59	\$ -	\$ 6,337.43	\$ 8,295.00	\$ 46,757.02	\$ 46,757.02
OIS 8/14-18/2023	\$ 16,966.88	\$ 1,600.00	\$ 3,656.43	\$ 4,950.00	\$ 25,573.31	\$ 27,173.31
HOMICIDE 8/21-9/1/2023	\$ 28,961.65	\$ -	\$ 5,735.13	\$ 6,490.00	\$ 41,186.78	\$ 41,186.78
OIS 9/11-15/2023	\$ 13,626.34	\$ 4,800.00	\$ 3,635.43	\$ 4,950.00	\$ 22,211.77	\$ 27,011.77
HOMICIDE 9/18-29/2023	\$ 21,986.76	\$ 5,700.00	\$ 5,475.43	\$ 6,490.00	\$ 33,952.19	\$ 39,652.19
OIS 10/2-6/2023					\$ -	\$ -
CORE 10/16-27/2023	\$ 24,184.97	\$ 9,500.00	\$ 6,647.83	\$ 8,295.00	\$ 39,127.80	\$ 48,627.80
OIS 10/23-27/2023 - CHP					\$ -	\$ 32,000.00
SEXUAL ASSAULT 10/30-11/3/2023	\$ 14,080.27	\$ 1,800.00	\$ 3,073.13	\$ 4,100.00	\$ 21,253.40	\$ 23,053.40
HOMICIDE 10/30-11/10/2023					\$ -	\$ -
CORE 11/6-17/2023	\$ 19,171.31	\$ 13,300.00	\$ 6,437.94	\$ 8,295.00	\$ 33,904.25	\$ 47,204.25
CHILD ABUSE 11/27-12/1/2023	\$ 8,870.58	\$ 4,000.00	\$ 2,510.89	\$ 2,750.00	\$ 14,131.47	\$ 18,131.47
OIS 11/27-12/1/2023	\$ 18,926.53	\$ 1,600.00	\$ 4,051.85	\$ 4,950.00	\$ 27,928.38	\$ 29,528.38
CORE 12/4-15/2023	\$ 13,834.84	\$ 19,000.00	\$ 6,502.29	\$ 8,295.00	\$ 28,632.13	\$ 47,632.13
CORE 1/8-19/2024	\$ 13,033.49	\$ 20,900.00	\$ 6,721.86	\$ 8,295.00	\$ 28,050.35	\$ 48,950.35
OIS 1/22-26/2024	\$ 16,787.35	\$ 3,200.00	\$ 3,938.94	\$ 4,950.00	\$ 25,676.29	\$ 28,876.29
SEXUAL ASSAULT 1/22-26/2024	\$ 11,602.80	\$ 3,600.00	\$ 2,973.29	\$ 4,100.00	\$ 18,676.09	\$ 22,276.09
CORE 1/29-2/9/2024 - CHP					\$ -	\$ 51,300.00
OIS 2/5-9/2024	\$ 8,767.70	\$ 11,200.00	\$ 3,936.99	\$ 4,950.00	\$ 17,654.69	\$ 28,854.69
SEXUAL ASSAULT 2/12-16/2024	\$ 12,172.81	\$ 3,600.00	\$ 3,084.85	\$ 4,100.00	\$ 19,357.66	\$ 22,957.66

CHP COURSES/SUBVENTIONS		\$ 105,000.00				
TOTALS	\$ 302,047.41	\$ 208,800.00	\$ 80,006.98	\$ 100,745.00	\$ 482,799.39	\$ 669,899.39

No Calif Regional Public Safety Training
Customer Ledger Aging By Due Date (Summary)
 Report Date: 04/30/2024

Cust ID	Name	Days Past Due						Balance
		Current 04/30 - After	1 - 30 03/31 - 04/29	31 - 60 03/01 - 03/30	61 - 90 01/31 - 02/29	91 - 120 01/01 - 01/30	121 + Prior - 12/31	
ABC001	Dept of Alcohol	\$0.00	\$0.00	\$0.00	\$137.50	\$0.00	\$0.00	\$137.50
ACE001	ADVANCED COMBAT	\$0.00	\$591.25	\$0.00	\$0.00	\$0.00	\$0.00	\$591.25
AMT001	AMTRAK POLICE	\$0.00	\$0.00	\$0.00	\$0.00	\$220.00	\$0.00	\$220.00
ANG002	ARMY NATIONAL GUARD	\$385.00	\$0.00	\$0.00	\$0.00	\$0.00	\$0.00	\$385.00
APD002	Albany Police Department	\$0.00	\$0.00	\$0.00	\$2,000.00	\$0.00	\$0.00	\$2,000.00
CARDA1	CARDA	\$385.00	\$0.00	\$0.00	\$0.00	\$0.00	\$0.00	\$385.00
CDCR01	CDCR - OCS	\$2,175.00	\$0.00	\$0.00	\$9,500.00	\$9,500.00	\$2,600.00	\$23,775.00
CDCR03	CDCR-CA Correctional Center	\$0.00	\$0.00	\$0.00	\$0.00	\$0.00	\$1,800.00	\$1,800.00
CDCR07	CDCR-Office of Internal Affair	\$0.00	\$0.00	\$2,310.00	\$0.00	\$0.00	\$5,970.00	\$8,280.00
CDHCS1	DEPT OF HEALTH CARE	\$3,750.00	\$0.00	\$0.00	\$3,750.00	\$0.00	\$0.00	\$7,500.00
CHP001	CALIFORNIA HIGHWAY	\$800.00	\$3,410.00	\$1,600.00	\$0.00	\$0.00	\$1,600.00	\$7,410.00
CHPICI	California Highway Patrol	\$0.00	\$0.00	\$0.00	\$0.00	\$0.00	\$0.04	\$0.04
CLOT01	CALIFORNIA STATE LOTTERY	\$0.00	\$0.00	\$0.00	\$316.25	\$0.00	\$618.75	\$935.00
COS006	COUNTY OF SACRAMENTO	\$1,540.00	\$0.00	\$0.00	\$0.00	\$0.00	\$0.00	\$1,540.00
CPD001	Ceres Police Department	\$343.75	\$0.00	\$0.00	\$0.00	\$0.00	\$0.00	\$343.75
CBO001	DEPT OF FINANCIAL	\$0.00	\$0.00	\$0.00	\$0.00	\$0.00	\$1,900.00	\$1,900.00
CJA001	DEPARTMENT OF	\$838.75	\$395.35	\$0.00	\$0.00	\$0.00	\$0.00	\$1,234.10
CDS001	CA DEPT OF	\$5,700.00	\$0.00	\$0.00	\$3,800.00	\$0.00	\$0.00	\$9,500.00
CFG001	CA DEPT OF FISH & WILDLIFE	\$550.00	\$0.00	\$0.00	\$577.50	\$0.00	\$0.00	\$1,127.50
CODIG1	Dept. of Defense Inspector Gen	\$0.00	\$0.00	\$0.00	\$0.00	\$0.00	(\$0.30)	(\$0.30)
COI001	DEPARTMENT OF	\$881.77	\$0.00	\$0.00	\$0.00	\$0.00	\$0.00	\$881.77
COJ001	Department of Justice	\$0.00	\$0.00	\$0.00	\$0.00	\$0.00	\$100.00	\$100.00
COJ002	Department of Justice	\$0.00	\$0.00	\$0.00	\$0.00	\$0.00	\$220.00	\$220.00
DVA001	Department of Veterans Affairs	\$1,113.75	\$0.00	\$0.00	\$563.75	\$0.00	\$0.00	\$1,677.50
DVA003	Dept of Veterans Affairs OIG	\$0.00	\$0.00	\$0.00	\$0.00	\$0.00	\$275.00	\$275.00
FDICOIG	FDIC - OIG	\$275.00	\$0.00	\$0.00	\$0.00	\$0.00	\$0.00	\$275.00
FEC001	Fulton El Camino Recreations	\$0.00	\$0.00	\$316.25	\$0.00	\$0.00	\$0.00	\$316.25
FPD004	Fremont Police Department	\$0.00	\$0.00	\$0.00	\$1,000.00	\$0.00	\$0.00	\$1,000.00
FWS001	US Fish & Wildlife Services	\$0.00	\$0.00	\$550.00	\$0.00	\$0.00	\$0.00	\$550.00
HSI001	Homeland Security Invest.	\$288.75	\$0.00	\$0.00	\$0.00	\$0.00	\$0.00	\$288.75
LBPD01	LOS BANOS POLICE DEPT.	\$0.00	\$1,000.00	\$0.00	\$0.00	\$0.00	\$0.00	\$1,000.00
NAPAPD	NAPA POLICE DEPARTMENT	\$0.00	\$0.00	\$0.00	\$1,000.00	\$0.00	\$0.00	\$1,000.00
NAPASO	NAPA COUNTY SHERIFF'S	\$0.00	\$0.00	\$0.00	\$2,000.00	\$0.00	\$0.00	\$2,000.00
OLES01	OFFICE OF LAW	\$275.00	\$0.00	\$0.00	\$0.00	\$0.00	\$0.00	\$275.00
OPD002	OAKDALE POLICE	\$0.00	\$0.00	\$0.00	\$1,000.00	\$0.00	\$0.00	\$1,000.00
RPD001	Roseville Police Department	\$0.00	\$0.00	\$1,000.00	\$0.00	\$0.00	\$0.00	\$1,000.00
SAC001	CITY OF SACRAMENTO	\$63,281.70	\$0.00	\$0.00	\$0.00	\$0.00	(\$600.00)	\$62,681.70
SCRPO1	SACRAMENTO COUNTY REG.	\$0.00	\$0.00	\$275.00	\$0.00	\$0.00	\$0.00	\$275.00
SSA001	SSA/OIG/OI	\$275.00	\$0.00	\$0.00	\$0.00	\$0.00	\$0.00	\$275.00
SSD001	Sacramento Sheriff Department	\$1,100.00	\$0.00	\$0.00	\$0.00	\$0.00	\$9,510.00	\$10,610.00
SVSP00	SALINAS VALLEY STATE	\$0.00	\$0.00	\$0.00	\$0.00	\$0.00	\$375.00	\$375.00
UCDFD1	UC DAVIS - FIRE	\$0.00	\$0.00	\$1,155.00	\$0.00	\$0.00	\$0.00	\$1,155.00
USAF01	United States Air Force Base	\$0.00	\$0.00	\$0.00	\$0.00	\$0.00	\$3,250.00	\$3,250.00
USAF02	UNITED STATES AIR FORCE	\$165.00	\$110.00	\$55.00	\$55.00	\$0.00	\$550.00	\$935.00
USCG01	US Coast Guard	\$0.00	\$0.00	\$0.00	\$0.00	\$0.00	\$6,232.50	\$6,232.50
USDA03	US FOREST SERVICE - WFAP	\$110.00	\$357.50	\$412.50	\$220.00	\$0.00	\$0.00	\$1,100.00
USDI001	US DEPT OF THE INTERIOR	\$1,760.00	\$0.00	\$0.00	\$0.00	\$0.00	\$0.00	\$1,760.00
VPD002	Vallejo Police Department	\$0.00	\$0.00	\$0.00	\$0.00	\$0.00	\$500.00	\$500.00
WLP001	Woodland Police Department	\$0.00	\$0.00	\$0.00	\$0.00	\$0.00	\$770.00	\$770.00
TOTALS:		\$85,993.47	\$5,864.10	\$7,673.75	\$25,920.00	\$9,720.00	\$35,670.99	\$170,842.31

MEMBER AGENCIES	\$62,681.70	37%
POST/CHP	\$7,410.04	4%
ALL OTHERS	\$100,750.57	59%

No Calif Regional Public Safety Training
Statement of Cash Flows Worksheet
For the period ended 4/30/2024

Year to Date

Cash Flows from Operating Activities

Change in net assets \$297,906.56

Adjustments

(To convert net assets to cash basis)

Decrease in Current Year Receivables	\$145,394.90
Decrease in Accounts Receivable-Prior Year	\$150.00
Increase in Accounts Receivable-Prior Year	(\$642.56)
Decrease in Accounts Receivable-Prior Year	\$156.25
Decrease in Accounts Receivable-Prior Year	\$500.00
Decrease in Accounts Receivable-Prior Year	\$200.00
Decrease in Accounts Receivable-Prior Year	\$100.00
Decrease in Accounts Receivable-Prior Year	\$500.00
Decrease in Accounts Receivable-Prior Year	\$431.26
Decrease in Prepaid Expenses	\$60,441.23
Decrease in Prepaid Expenses	\$75.00
Decrease in Prepaid Expenses	\$75.00
Decrease in Prepaid Expenses	\$75.00
Decrease in Prepaid Expenses	\$2,925.00
Decrease in Prepaid Expenses	\$791.39
Decrease in Prepaid Expenses	\$75.00
Decrease in Prepaid Expenses	\$75.00
Decrease in Prepaid Expenses	\$105.00
Increase in Accounts Payable Module-Vendor	\$12,901.43
Decrease in Accounts Payable-Prior Year	(\$12,629.38)
Decrease in Accounts Payable-Prior Year	(\$1,838.85)
Decrease in Accounts Payable-Prior Year	(\$753.19)
Decrease in Accounts Payable-Prior Year	(\$134.25)
Decrease in Accounts Payable-Prior Year	(\$31.00)
Decrease in Accounts Payable-Prior Year	(\$172.02)
Decrease in Accounts Payable-Prior Year	(\$173.41)
Decrease in Accounts Payable-Prior Year	(\$1,050.40)
Decrease in Accounts Payable-Prior Year	(\$302.69)
Decrease in Accounts Payable-Prior Year	(\$427.50)
Decrease in DEFERRED REVENUE	(\$1,125.00)
Decrease in DEFERRED REVENUE	(\$2,000.00)
Total Adjustments	\$203,691.21

Net Cash used by Operating activities \$501,597.77

Cash Flows from Investing Activities

Net Cash Used by Investing Activities \$0.00

Net Increase (Decrease) in Cash \$501,597.77

Cash and Cash Equivalents at Beginning of Period \$2,091,149.64

Cash and Cash Equivalents at End of Period \$2,592,747.41

CASH IN FNB - BANK	\$ 2,024,530.53
CASH IN UBS - BANK	\$ 10,837.65
INVESTMENTS	\$ 557,379.23
	<u>\$ 2,592,747.41</u>

NCRPSTA - FY 2024-2025 DRAFT BUDGET

REVENUES	NCRPSTA CLASSES	IKI	ICI CONTRACTS	CAMPUS OPERATIONAL	FY 2024-2025 ALLOCATIONS
LOS RIOS CCD	\$ -	\$ -	\$ -	\$ 250,726.70	\$ 250,726.70
SPD	\$ -	\$ -	\$ -	\$ 250,726.70	\$ 250,726.70
SFD	\$ -	\$ -	\$ -	\$ 250,726.70	\$ 250,726.70
DEPT OF HEALTH CARE SVCS	\$ -	\$ -	\$ -	\$ 15,000.00	\$ 15,000.00
LOS RIOS CCD - IN-KIND	\$ -	\$ 108,000.00	\$ -	\$ -	\$ 108,000.00
POST/CHP/CDCR ICI CONTRACTS	\$ -	\$ -	\$ 672,921.39	\$ -	\$ 672,921.39
INDIRECT FEES	\$ -	\$ -	\$ 144,693.52	\$ -	\$ 144,693.52
SUBVENTIONS	\$ -	\$ -	\$ 46,051.66	\$ -	\$ 46,051.66
FACILITY USE - CLASSROOMS	\$ -	\$ -	\$ 105,000.00	\$ 40,000.00	\$ 145,000.00
FACILITY USE-TACTICAL VILLAGE	\$ -	\$ -	\$ -	\$ 44,000.00	\$ 44,000.00
FACILITY USE-RANGE 1, 2, 3 & SHOOTHOUSE	\$ -	\$ -	\$ -	\$ 65,000.00	\$ 65,000.00
REIMBURSEMENTS for RSO/TSO	\$ -	\$ -	\$ -	\$ 25,000.00	\$ 25,000.00
VENDING	\$ -	\$ -	\$ -	\$ 1,000.00	\$ 1,000.00
RECYCLING	\$ -	\$ -	\$ -	\$ 12,000.00	\$ 12,000.00
SWAT COURSES	\$ 115,000.00	\$ -	\$ -	\$ -	\$ 115,000.00

TOTAL REVENUES \$ 2,145,846.67

EXPENDITURES	NCRPSTA CLASSES	IKI	ICI CONTRACTS	CAMPUS OPERATIONAL	FY 2024-2025 ALLOCATIONS
SALARIES					
EXECUTIVE DIRECTOR	\$ -	\$ -	\$ 41,497.58	\$ 77,298.59	\$ 118,796.17
BUSINESS SERVICES MANAGER	\$ -	\$ 66,353.43	\$ -	\$ 37,313.42	\$ 103,666.85
FACILITIES MANAGER	\$ -	\$ -	\$ -	\$ 82,220.60	\$ 82,220.60
CLERICAL - ACCOUNTS PAYABLE	\$ -	\$ -	\$ 14,200.00	\$ 37,800.00	\$ 52,000.00
CLERICAL - ACCOUNTS RECEIVABLE	\$ -	\$ -	\$ 14,200.00	\$ 37,800.00	\$ 52,000.00
CLERICAL - ICI LIAISON	\$ -	\$ -	\$ 15,000.00	\$ -	\$ 15,000.00
MAINTENANCE WORKER	\$ -	\$ -	\$ -	\$ 20,000.00	\$ 20,000.00
TSO/RSO	\$ -	\$ -	\$ -	\$ 25,000.00	\$ 25,000.00
WORKER'S COMPENSATION	\$ -	\$ -	\$ -	\$ 10,000.00	\$ 10,000.00
BENEFITS & TAXES					
TAXES	\$ -	\$ -	\$ -	\$ 30,000.00	\$ 30,000.00
MEDICAL & ANCILLARY BENEFITS	\$ -	\$ -	\$ -	\$ 26,000.00	\$ 26,000.00
TAXES & BENEFITS - BUSINESS SVCS. MGR	\$ -	\$ 41,646.57	\$ -	\$ 22,686.57	\$ 64,333.14
SUPPLIES					
INSTRUCTIONAL SUPPLIES	\$ 1,500.00	\$ -	\$ 10,642.54	\$ 5,000.00	\$ 17,142.54
INSTRUCTIONAL PRINTING	\$ 500.00	\$ -	\$ 2,500.00	\$ -	\$ 3,000.00
BUILDING SUPPLIES	\$ -	\$ -	\$ -	\$ 12,000.00	\$ 12,000.00
OFFICE SUPPLIES	\$ -	\$ -	\$ -	\$ 4,000.00	\$ 4,000.00
JANITORIAL SUPPLIES	\$ -	\$ -	\$ -	\$ 20,000.00	\$ 20,000.00
RANGE SUPPLIES	\$ -	\$ -	\$ -	\$ 8,000.00	\$ 8,000.00
NON-INSTRUCTIONAL PRINTING					
OFFICE/GENERAL PRINTING	\$ -	\$ -	\$ -	\$ 1,000.00	\$ 1,000.00

EXPENDITURES	NCRPSTA CLASSES	IKI	ICI CONTRACTS	CAMPUS OPERATIONAL	FY 2024-2025 ALLOCATIONS
TOOLS & EQUIPMENT					
MISC. TOOLS & EQUIPMENT	- \$	- \$	5,000.00 \$	4,500.00 \$	9,500.00 \$
CONTRACTS					
ACCOUNTANT	- \$	- \$	- \$	1,500.00 \$	1,500.00 \$
COUNTY OF SACRAMENTO - DED	- \$	- \$	- \$	2,500.00 \$	2,500.00 \$
INSTRUCTIONAL CONTRACTS	72,000.00 \$	- \$	546,380.21 \$	- \$	618,380.21 \$
TRAVEL					
ICI PROGRAM	- \$	- \$	68,690.20 \$	- \$	68,690.20 \$
CAMPUS	- \$	- \$	- \$	500.00 \$	500.00 \$
DUES/MEMBERSHIPS/SUBSCRIPTIONS					
CSDA/SDRMA/COSTCO/CYBERPADS	- \$	- \$	- \$	3,000.00 \$	3,000.00 \$
INSURANCE					
SDRMA - PROPERTY & LIABILITY	- \$	- \$	- \$	55,090.00 \$	55,090.00 \$
COUNTY OF SACRAMENTO - PROPERTY	- \$	- \$	- \$	17,500.00 \$	17,500.00 \$
UTILITIES					
PHONE/ALARMS	- \$	- \$	- \$	2,500.00 \$	2,500.00 \$
CAM FEES	- \$	- \$	- \$	50,000.00 \$	50,000.00 \$
HAZ-MAT FEE	- \$	- \$	- \$	1,100.00 \$	1,100.00 \$
AIR QUALITY FEE	- \$	- \$	- \$	1,100.00 \$	1,100.00 \$
UTILITIES & SERVICES					
ELECTRICITY	- \$	- \$	- \$	135,000.00 \$	135,000.00 \$
GAS	- \$	- \$	- \$	55,000.00 \$	55,000.00 \$
SEWER	- \$	- \$	- \$	16,000.00 \$	16,000.00 \$
TRASH	- \$	- \$	- \$	7,000.00 \$	7,000.00 \$
PEST CONTROL	- \$	- \$	- \$	2,500.00 \$	2,500.00 \$
JANITORIAL	- \$	- \$	- \$	60,000.00 \$	60,000.00 \$
ALARM MONITORING	- \$	- \$	- \$	3,000.00 \$	3,000.00 \$
WATER	- \$	- \$	- \$	42,500.00 \$	42,500.00 \$
LANDSCAPING	- \$	- \$	- \$	34,000.00 \$	34,000.00 \$

EXPENDITURES	NCRPSTA CLASSES	IKI	ICI CONTRACTS	CAMPUS OPERATIONAL	FY 2024-2025 ALLOCATIONS
REPAIRS & MAINTENANCE					
PMA - HVAC	\$ -	\$ -	\$ -	\$ 8,400.00	\$ 8,400.00
MISC. REPAIRS & MAINTENANCE	\$ -	\$ -	\$ -	\$ 68,000.00	\$ 68,000.00
PMA - CYMA SYSTEMS	\$ -	\$ -	\$ -	\$ 2,000.00	\$ 2,000.00
RENTS & LEASES					
XEROX	\$ -	\$ -	\$ -	\$ 2,500.00	\$ 2,500.00
COUNTY OF SACRAMENTO	\$ -	\$ -	\$ -	\$ 1.00	\$ 1.00
MISC - OTHER	\$ -	\$ -	\$ -	\$ 7,500.00	\$ 7,500.00
AUDITS					
JAMES MARTA & CO.	\$ -	\$ -	\$ -	\$ 16,400.00	\$ 16,400.00
POSTAGE					
MISC. POSTAGE	\$ -	\$ -	\$ -	\$ 1,150.00	\$ 1,150.00
MISC EXPENSES					
CREDIT CARD PROCESSING	\$ -	\$ -	\$ -	\$ 4,500.00	\$ 4,500.00
PAYROLL PREP FEES	\$ -	\$ -	\$ -	\$ 4,400.00	\$ 4,400.00
FNB/UBS FEES	\$ -	\$ -	\$ -	\$ 850.00	\$ 850.00
CAMPUS INTERNET	\$ -	\$ -	\$ -	\$ 5,200.00	\$ 5,200.00
RANGE INTERNET	\$ -	\$ -	\$ -	\$ 6,500.00	\$ 6,500.00
WEBSITE MAINTENANCE	\$ -	\$ -	\$ -	\$ 5,000.00	\$ 5,000.00
MISC - OTHER	\$ -	\$ -	\$ -	\$ 6,000.00	\$ 6,000.00
LEASEHOLD IMPROVEMENTS					
CAMPUS IMPROVEMENTS	\$ -	\$ -	\$ -	\$ 156,925.96	\$ 156,925.96
TOTAL EXPENDITURES \$					2,145,846.67

Staff Report for the Board Meeting of:
April 25th, 2024

To: Board of Directors
NCRPSTA – Joint Powers Authority

TOPIC

Public Contractor Bids to build a 1311 square foot crime scene building for crime scene scenario training.

BACKGROUND

The Training Authority set out a couple years ago to enhance the facility with a crime scene scenario building exclusively for crime scene scenario training. The need for additional space for training was necessary and confirmed with a needs assessment survey from the member agencies and other agency personnel who rent the facility. The lengthy permit process was a cumbersome ordeal which ultimately required a contract with an engineer.

DISCUSSION

The cost to build the crime scene building was a lot higher than anybody expected. The building was designed with electricity only and without a restroom and minimal amenities on the interior. The engineer and other contractors along the way estimated \$350.00-\$400.00 a square foot. The lowest bid was approximately \$563.00 a square foot. Apparently, with the requirement of the prevailing wage public works type project coupled with the high labor/supplies costs the price soared well above anybody's estimate of cost.

The Authority received five total bids as follows:

- 1) \$738,000.00 Pro Builders
- 2) \$739,665.00 RBH Construction
- 3) \$808,031.00 Carter-Kelley Inc.
- 4) \$899,000 Creekside Construction
- 5) \$984,000 Saboo Inc.

FISCAL Impact

Too great of an expenditure for the Authority to justify the additional 1311 square feet of training space.

RECOMMENDATION

Authorize the Executive Director to reject all the bids from the contractors and to pursue a less costly option for the additional training space.

Submitted by:



Stephen Quinn, Executive Director